



REFUGEE SURVEILLANCE UPDATE (MABAN AND YIDA)

Epidemiological Week 23

3rd – 9th June 2013

Highlights

- The proportion of health facilities in Maban that submitted the weekly reports to the state and central level was 21 bringing completeness to 87.5% (21 out of 24). (*See list of health facilities in Maban and supporting partners on page 2*). All facilities serving the refugees in Maban reported on time in week 23, while reporting from facilities serving the host communities were 13 out of 16 facilities.
- All the health facilities serving Yida refugee camp reported on time this week.
- Acute watery diarrhea was the leading priority disease recorded in the refugee camps (74.8%), followed by Malaria (13.0%), AJS (6.6%), Acute bloody diarrhea (5.3%), and Measles (0.3%).
- One hundred and fifty six (156) suspected Acute Jaundice Syndrome (AJS) cases (or Hepatitis E cases) and 3 related deaths were recorded from Maban and Yida in week 23. Of the total cases, 145 (93%) were reported from Maban refugee camps, and 11 (7.0%) from Yida refugee camp. No case was reported from the host community this reporting week.
- Of the cases from Maban, 33.1% of the cases were reported from Gendrassa, followed by Batil 22.8%, Jamam/Kaya 22.1%, and Doro 22.1%.
- The cumulative AJS cases recorded from Maban refugee camps are 10,431 and 187 related deaths, while 422 AJS cases and 13 related deaths have been recorded in Yida from the beginning of the outbreak till week 23.
- Seven measles cases were reported this week in Gendrassa, Kaya, and Batil.
- Measles mass vaccination in all Maban refugee camps is scheduled for 17th – 22nd June 2013
- No Meningitis, Cholera or VHF cases were reported from all the refugee camps and host community.

Reporting Performance

The total number of health facilities expected to report for *Early Warning and Alert Response Surveillance* (EWARS) system this week is 24. Of these, 16 serve the host community, eight serve refugee camps in Maban, and three serve Yida refugee camp. Two of the three silent health facilities serving the host community are operating but not reporting due to the long distance from Bunj town and lack of communication facilities.

Table 1: Health facilities serving refugee and host communities in Maban and Yida

FACILITY IN MABAN	WK17	WK18	WK19	WK20	WK21	WK22	WK23
<i>Doro camp clinic - MSF-B</i>	1	1	1	1	1	1	1
<i>Jamam CAMP - MSF-H CLINIC</i>	1	1	1	1	1	1	1
<i>Batil - GOAL clinic(west & South)</i>	1	1	1	1	1	1	1
<i>Batil - MSF-H</i>	1	1	1	1	1	1	1
<i>Batil - Medair SE Clinic</i>	1	1	1	1	1	1	1
<i>Gendrassa - MSF H</i>	1	1	1	1	1	1	1
<i>Gendrassa - IMC</i>	1	1	1	1	1	1	1
<i>Kaya - IMC</i>						1	1
<i>Bunj PHCC - Relief International</i>	1	1	1	1	1	1	1
<i>Bunj Hospital SP - MoH</i>	1	1	1	1	1	1	1
<i>Dangaji PHCU - Relief International</i>	1	1	1	1	1	1	1
<i>Gesm Allah PHCU- Relief International</i>	1	1	1	1	1	1	1
<i>Jamam PHCU - GOAL</i>	1	1	1	1	1	1	1
<i>Genkwata PHCU - MOH</i>	1	1	1	1	1	1	1
<i>Thuaye PHCU - MOH</i>	1	1	1	1	1	1	1
<i>New Guffa PHCU - MOH</i>	1	1	1	1	1	1	1
<i>Khor Tumbak PHCU - MOH</i>							
<i>Puomky PHCU - Relief International</i>							
<i>Doro PHCU - SIM</i>	1	1	1	1	1	1	1
<i>Liang PHCU - Relief International</i>	1	1	1	1	1	1	1
<i>Nila PHCU - Relief International</i>	1	1	1	1	1	1	1
<i>Sheta PHCU - Relief International</i>	1	1	1	1	1	1	1
<i>Baugaya PHCU - GOAL</i>							
<i>Thonkayo</i>							1
Total Facilities Reporting	19	19	19	19	19	20	21
FACILITIES IN YIDA							
<i>Wang Kuat PHCC - Care International</i>		0	1	1	1		1
<i>Yida PHCC - Care International</i>		0	1	1	1		1
<i>MSF-France Clinic</i>	1	1	1	1	1	1	1
Total Facilities Reporting	1	1	3	3	3	1	3

Epidemic Prone Disease Reported

Acute Watery Diarrhea (AWD)

A total of 1,642 AWD cases were reported in Maban and Yida Refugee camps during this reporting week with no related death. AWD accounted for 74.8% of the priority diseases reported this week. Proportion of cases below five years was at 70.2% of all reported AWD cases in all the camps. There is a 4.8% reduction in incidence compared to the previous week.

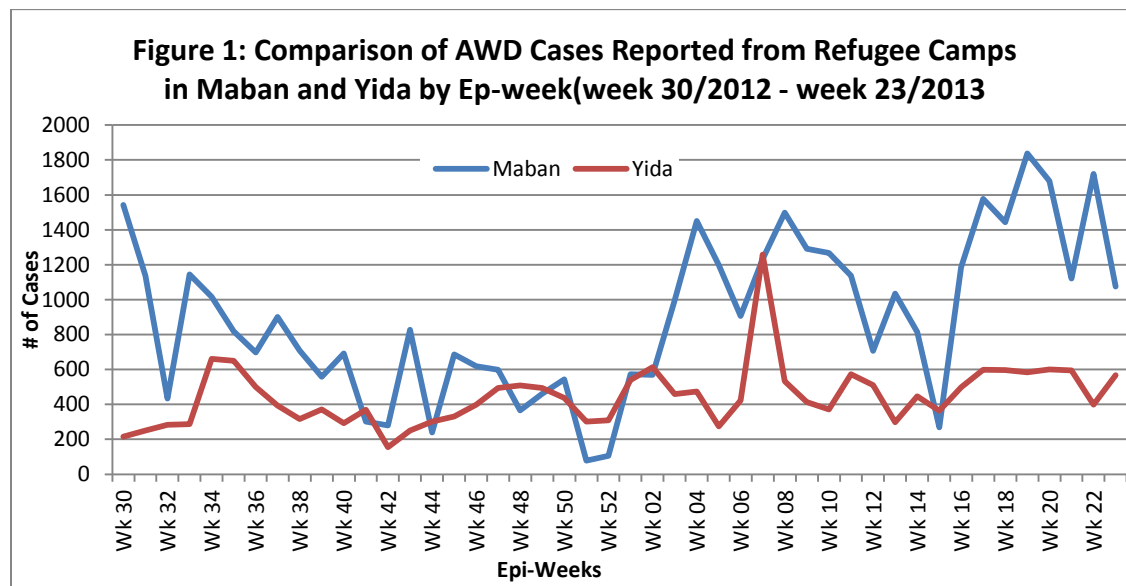


Figure 1 shows a comparison of AWD cases reported by Epi-week in year 2012 -2013 from facilities serving the Refugees in Maban and Yida. The incidence rate of AWD in the camps of Maban decreased in week 23. The cases among the Host community in Maban increased to 281 from 244 the previous week with no related death.

Dysentery (ABD)

A total of 116 cases of ABD with no related death were reported in week 23 from the refugee camps. Fewer cases were reported this week compared to the previous week (138). Proportion of cases in children below five years decreased to 46.5% from 65.2% the previous week.

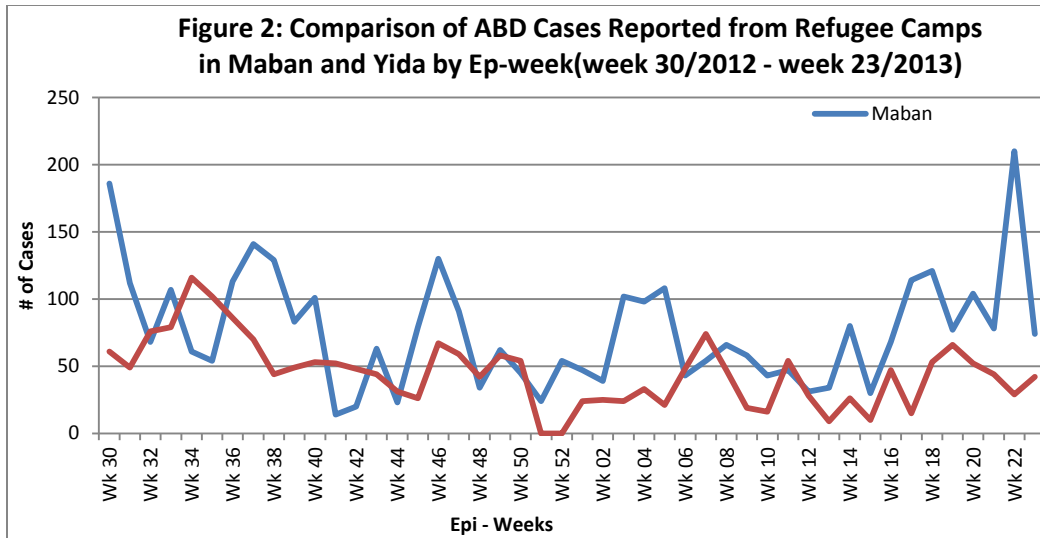
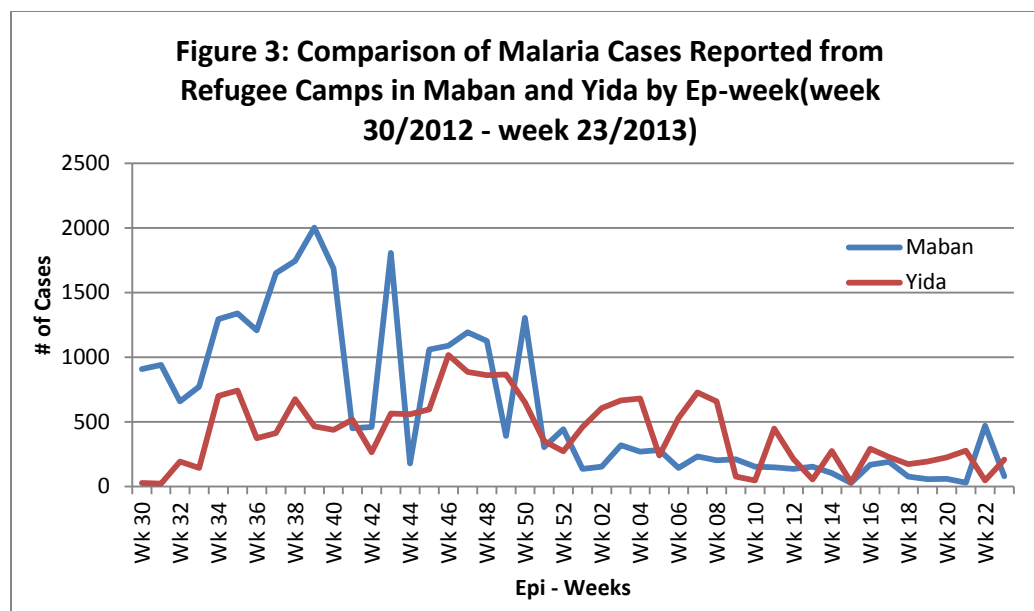


Figure 2 above shows a comparison of ABD cases reported by Epi-week and year 2012 – 2013 in Maban and Yida camps. The ABD trend reported from the refugee camps in Maban decreased this week. The ABD incidence among the host community in Maban increased to 157 from 121 cases in the previous week.

Malaria

Malaria incidence increased this week to 286 compared to 119 cases in the previous week with no related death. Out of all the cases, 26.9% were reported in children below five years of age. In Maban County, 502 cases of malaria with no related death were reported from facilities serving the host community. Malaria cases increased this week compared to those recorded in the previous week (417). The under 5 years old in the host community had a higher incidence of malaria (39.6%) than those in the refugee camps (26.9%). The incidence of malaria among children has for a long time been higher in the host community than in the refugee camps in Maban.

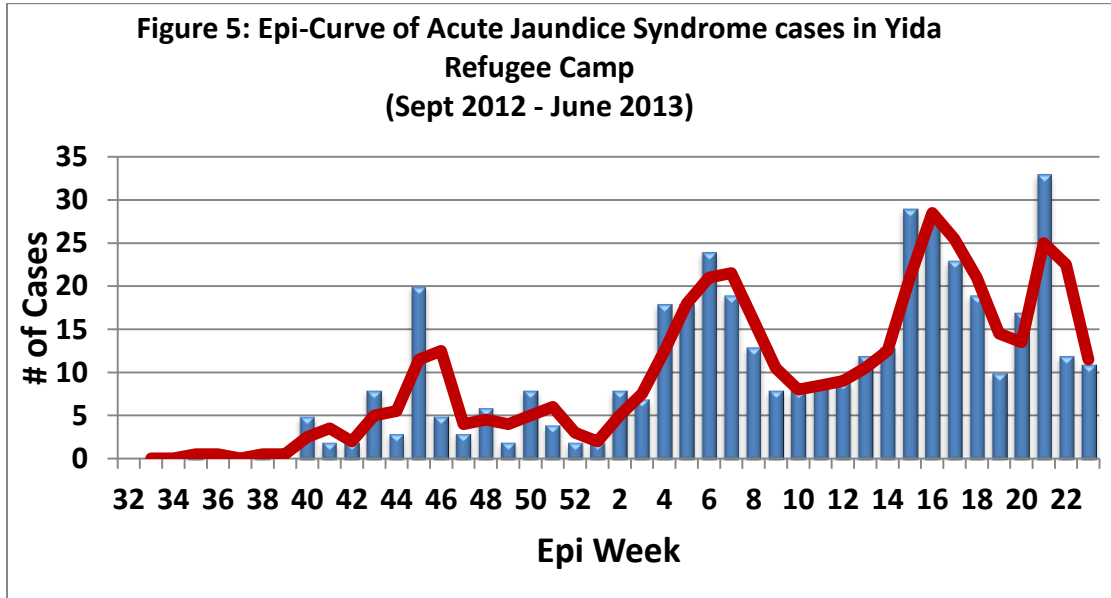
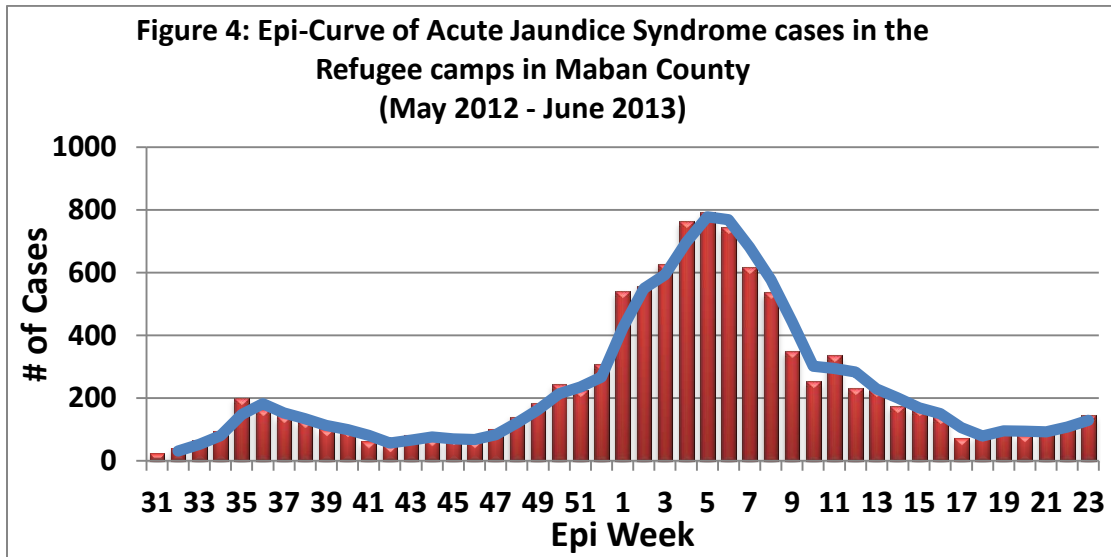
Figure 3 below shows a comparison of the incidence of malaria in Maban and Yida.



Acute Jaundice Syndrome (AJS)

A total of one hundred and fifty six (156) suspected Acute Jaundice Syndrome cases (or Hepatitis E cases) and three related deaths were recorded from Maban and Yida in week 23. 93.0% of new AJS cases were recorded in Maban refugee camps, and 7.0% in Yida refugee camp (*figure 4 and 5 for AJS Epi-Curve in Maban and Yida*). No case was reported from the host community this week. As shown in figures 4 and 5 below, a cumulative AJS cases recorded from Maban refugee camps was 10,431 and 187 related deaths, while 422 AJS cases and 13 related deaths were recorded in Yida from the beginning of the outbreak till week 23. Cases in Yida decreased remarkably this week. New cases recorded in Maban refugee camps continued to present an irregular pattern for several weeks in a row. Compared to previous weeks, AJS/HEV cases from Batil have reduced remarkably since mid-February. Gendrassa and Jamam are still reporting high numbers of AJS/HEV cases compared to the previous months. Fewer cases were reported from Doro this week compared to the last two weeks. According to information from the community in the Doro camp, many HEP. E suspected cases are not visiting health facilities. They instead prefer visiting traditional healers. Similarly, deaths in the community due to Hep E are not being captured. Together with UNHCR and partners, we are introducing a community reporting mechanism and sensitization program to improve the epidemic reporting and create more awareness about the disease. The pattern of the epidemic is unpredictable as upsurges and declines are irregular. This is the tenth week to register cases below 200 since December last year.

Community awareness and good sanitation and hygiene practices continue to be emphasized throughout the camps and the host community. MoH, WHO, UNHCR, and other health and WASH partners continue to implement different activities to improve the control of the outbreak. This week one case which later died in Bunj hospital came from the host community.



Other Disease: No Meningitis, Cholera, Viral Hemorrhagic fever or Influenza like illness was reported during this week.

Table 2: Summary of Priority Diseases in Maban and Yida Refugee camps week 23

Camps	Doro		Batil		Gendrassa		Jamam		Maban TOTAL		Yida		Yida TOTAL		Host Community	
	C	D	C	D	C	D	C	D	C	D	C	D	C	D	C	D
Suspected Cholera	0	0	0	0	0	0	0	0	0	0	0	0	0	0	0	0
AWD	329	0	474	0	151	0	121	0	1075	0	567	1	567	1	281	0
BD	39	0	8	0	24	0	3	0	74	0	42	0	42	0	157	0
Meningitis	0	0	0	0	0	0	0	0	0	0	0	0	0	0	0	0
Measles	0	0	1	0	6	0	0	0	7	0	0	0	0	0	0	0
AFP	0	0	0	0	0	0	0	0	0	0	0	0	0	0	0	0
AJS	32	1	33	1	48	1	32	0	145	3	11	0	11	0	0	0
VHF	0	0	0	0	0	0	0	0	0	0	0	0	0	0	0	0
Malaria	50	0	24	0	3	0	1	0	78	0	208	0	208	0	502	0
Neonatal Tetanus	0	0	0	0	0	0	0	0	0	0	0	0	0	0	0	0
Total	450	1	540	1	232	1	157	0	1379	3	828	1	828	1	940	0

Key : AWD – Acute Watery Diarrhea, ABD – Blood Diarrhea/Dysentery, Men – Meningitis, AJS – Acute Jaundice Syndrome, AFP – Acute Flaccid Paralysis/Polio, NT - Neonatal Tetanus, 0 -Zero Report, C – Cases, D - Deaths, **Timely reports** - Reports received before Wednesday 10:00am, **Completeness** - Proportion of health facilities reporting in a county/state, **Timeliness** - Proportion of county in a state reporting on time. **HFS-** Health Facilities, **EPI-Expanded program for immunization**

For comments or questions, please contact: Surveillance Department, MoH-RSS, Tel: 0955551147; 0922186571; E-mail: outbreak_ss_2007@yahoo.com, HF radio frequency: 8015 USP; CELL CALL: 7002

