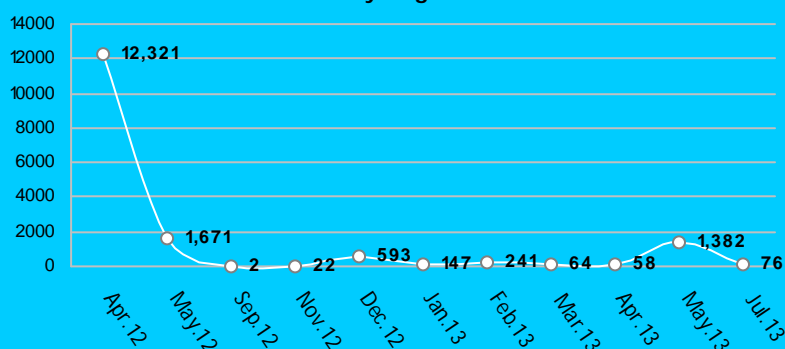


**Weekly Registration**  
Gender & age breakdown

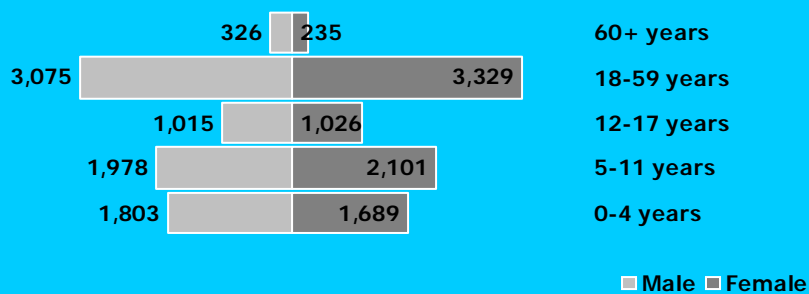
**No New Registration**

**CUMULATIVE STATISTICS**

**Monthly Registration**



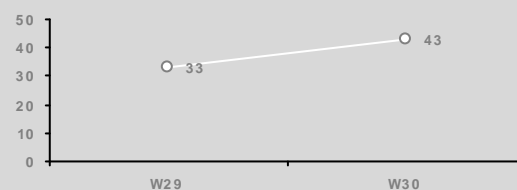
**Cumulative gender & age breakdown**



**Sectoral gender and age breakdown**

Age Group	Education			Health			
	M	F	Total	Age Group	M	F	Total
3-5 years	1,138	1,175	2,313	0-5 months	77	77	154
6-13 years	2,002	2,030	4,032	6-23 months	527	486	1,013
14-17 years	631	677	1,308	24-35 month	421	371	792
				36-59 month	778	755	1,533
				<1 years	205	192	397
				1-4 years	1,598	1,497	3,095
				5-14 years	2,528	2,572	5,100
				15-49 years	3,238	3,625	6,863
				50+ years	628	494	1,122

**Weekly Registration Trends**



**Weekly registration**  
12-Aug-13 to 18-Aug-13

TOTAL NEW REGISTRATION: 0  
Newly Registered HH: 0

- New Birth: 0 (0%)
- Minor: 0 (0%)
- Female: 0 (0%)
- Unaccompanied and Separated Children: 0
- Women at risk: 0
- \* All individuals with specific needs have been referred to concerned partners
- \* An individual may have more than one specific needs

**INACTIVE/CLOSURE AND REACTIVATION:**

- Died: 0
  - Other: 0
  - Reactivation: 0
- Inactivation reasons are

**INTER CAMP TRANSFER TO NIL**

- Transfer HH: 0
- Transfer Individual: 0

**Cumulative statistics and trends**

**TOTAL POPULATION REGISTERED TO DATE:**

- 16,577 individuals
- 4,171 households
- Female headed households: 1,684(40%)

**Cumulative statistics**

From 01-Jan-13 To 18-Aug-13  
New Registered Refugees: 1,548  
New Birth: 420

**INTER CAMP TRANSFER TO KAYA,BATIL,DORO**

- MOBILESERVER
- Transfer HH: 13
  - Transfer Individual: 18

**Contact Details**

For specific data request, kindly contact

Juba Information Management Officer  
tornieri@unhcr.org

Upper Nile Registration Officer  
binene@unhcr.org

Upper Nile Database Administrator  
amos@unhcr.org