


**POPULATION STATISTICS AS OF 01-Sep-13 DORO
MOBILESERVER**

Week 35 (26-Aug-13 to 01-Sep-13)

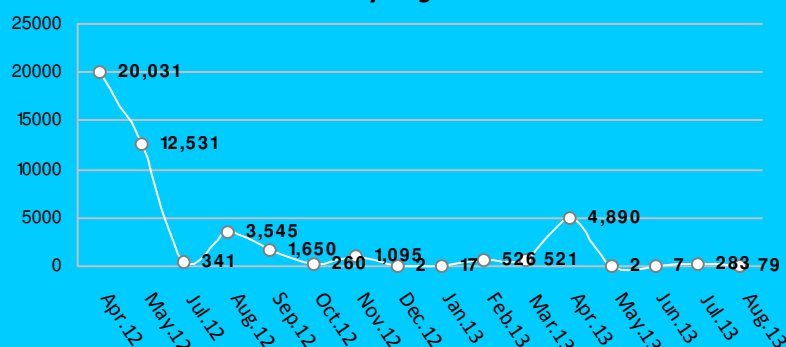


**Weekly Registration
Gender & age breakdown**

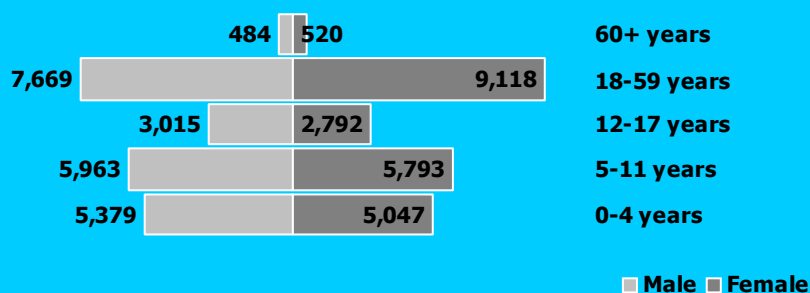


CUMULATIVE STATISTICS

Monthly Registration



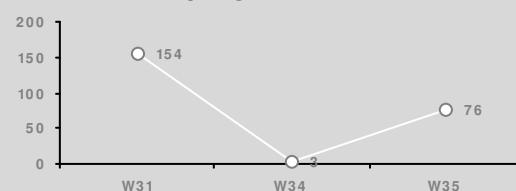
Cumulative gender & age breakdown



Sectoral gender and age breakdown

Education				Health			
Age Group	M	F	Total	Age Group	M	F	Total
3-5 years	3,209	3,042	6,251	0-5 months	234	199	433
6-13 years	6,249	5,915	12,164	6-23 months	1,534	1,466	3,000
14-17 years	1,713	1,674	3,387	24-35 months	1,409	1,331	2,740
				36-59 months	2,202	2,051	4,253
				<1 years	705	643	1,348
				1-4 years	4,674	4,404	9,078
				5-14 years	7,747	7,324	15,071
				15-49 years	8,351	9,851	18,202
				50+ years	1,033	1,048	2,081

Weekly Registration Trends



**Weekly registration
26-Aug-13 to 01-Sep-13**

TOTAL NEW REGISTRATION: 76
Newly Registered HH: 1

- New Birth: 75 (99%)
- Minor: 76 (100%)
- Female: 39 (51%)
- Unaccompanied and Separated Children: 0
- Women at risk: 1
- * All individuals with specific needs have been referred to concerned partners
- * An individual may have more than one specific needs

INACTIVE/CLOSURE AND REACTIVATION:

- Died: 0
 - Other: 0
 - Reactivation: 0
- Inactivation reasons are

INTER CAMP TRANSFER TO KAYA

- Transfer HH: 1
- Transfer Individual: 3

Cumulative statistics and trends

TOTAL POPULATION REGISTERED TO DATE:

- 45,780 individuals
- 12,013 households
- Female headed households: 5,419(45%)

Cumulative statistics
From 01-Jan-13 To 01-Sep-13
New Registered Refugees: 5,126
New Birth: 1,199

INTER CAMP TRANSFER TO KAYA,BATIL,GENDRASSA

- Transfer HH: 16
- Transfer Individual: 55

Contact Details

For specific data request, kindly contact

Juba Information Management Officer
tornieri@unhcr.org

Upper Nile Registration Officer
binene@unhcr.org

Upper Nile Database Administrator
amos@unhcr.org