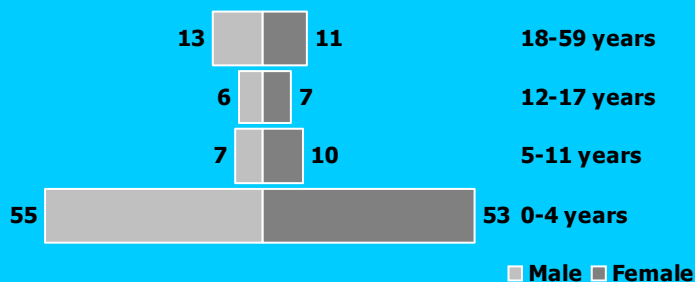


POPULATION STATISTICS AS OF 15-Sep-13 KAYA

Week 37 (09-Sep-13 to 15-Sep-13)

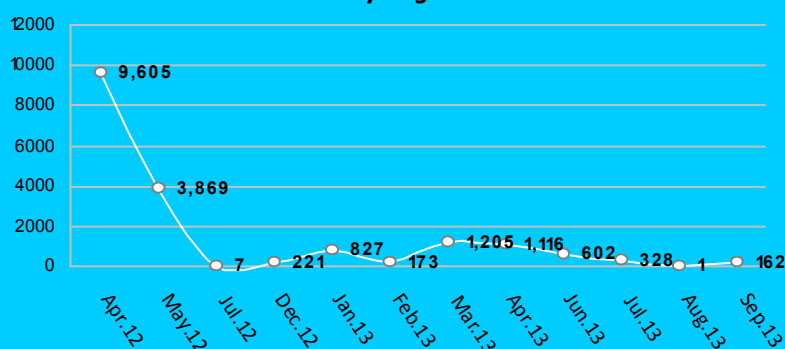


Weekly Registration Gender & age breakdown




CUMULATIVE STATISTICS

Monthly Registration



Cumulative gender & age breakdown



Sectoral gender and age breakdown

Education				Health			
Age Group	M	F	Total	Age Group	M	F	Total
3-5 years	1,265	1,228	2,493	0-5 months	165	154	319
6-13 years	2,202	2,202	4,404	6-23 months	635	610	1,245
14-17 years	594	753	1,347	24-35 months	443	441	884
				36-59 months	838	812	1,650
				<1 years	300	287	587
				1-4 years	1,781	1,730	3,511
				5-14 years	2,791	2,795	5,586
				15-49 years	3,018	4,003	7,021
				50+ years	774	646	1,420

Weekly Registration Trends



Weekly registration 09-Sep-13 to 15-Sep-13

TOTAL NEW REGISTRATION: 162
Newly Registered HH: 28

- New Birth: 90 (56%)
- Minor: 138 (85%)
- Female: 81 (50%)
- Unaccompanied and Separated Children: 2
- Women at risk: 7
- * All individuals with specific needs have been referred to concerned partners
- * An individual may have more than one specific needs

INACTIVE/CLOSURE AND REACTIVATION:

- Died: 0
- Other: 0
- Reactivation: 0

INTER CAMP TRANSFER TO Nil

- Transfer HH: 0
- Transfer Individual: 0

Cumulative statistics and trends

TOTAL POPULATION REGISTERED TO DATE:

- 18,125 individuals
- 4,475 households
- Female headed households: 1,901(42%)

Cumulative statistics
From 01-Jan-13 To 15-Sep-13
New Registered Refugees: 3,679
New Birth: 735

INTER CAMP TRANSFER TO BATIL,DORO MOBILESERVER,GENDRASSA

- Transfer HH: 4,204
- Transfer Individual: 17,952

Contact Details

For specific data request, kindly contact

Juba Information Management Officer
tornieri@unhcr.org

Upper Nile Registration Officer
binene@unhcr.org

Upper Nile Database Administrator
amos@unhcr.org