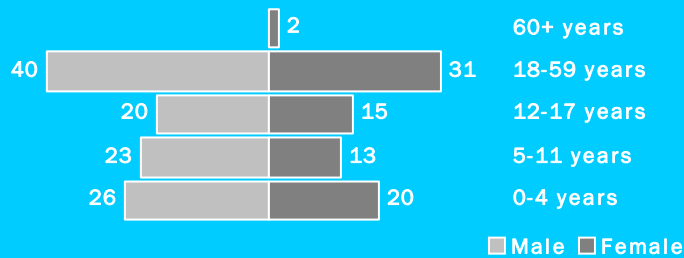


POPULATION STATISTICS AS OF 14-Sep-13 Ajoung Thok



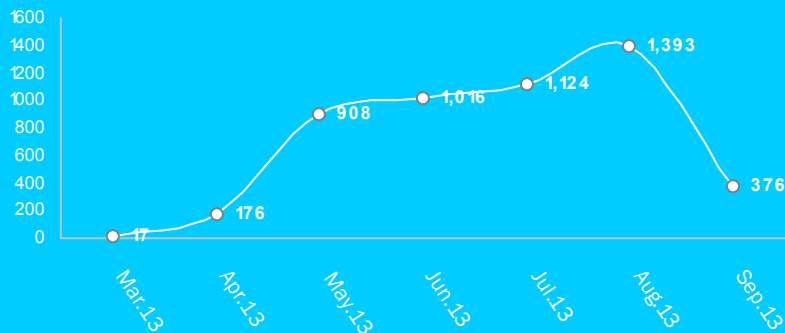
WEEKLY NEW REGISTRATION Week 37 (08-Sep-13 to 14-Sep-13)

Gender & age breakdown

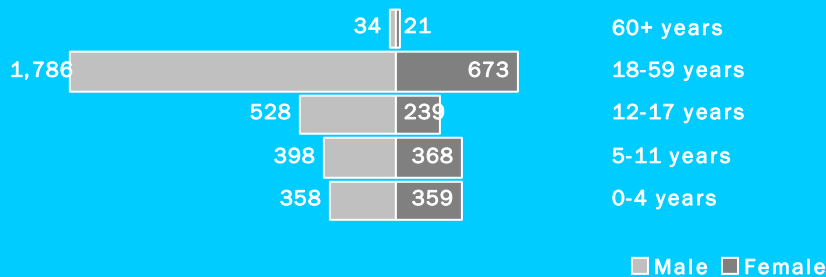


CUMULATIVE STATISTICS

Monthly Population Trends



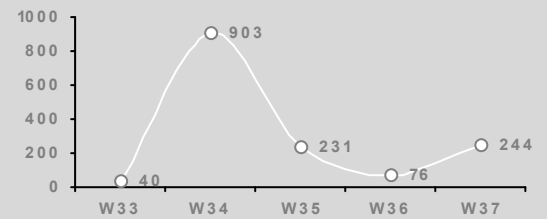
Cumulative gender & age breakdown



Sectoral gender and age breakdown

Education				Health			
Age Group	M	F	Total	Age Group	M	F	Total
3-5 years	216	216	432	0-5 months	18	21	39
6-13 years	455	388	843	6-23 months	107	113	220
14-17 years	408	162	570	24-35 months	80	66	146
				36-59 months	153	159	312
				<1 years	53	65	118
				1-4 years	305	294	599
				5-14 years	613	479	1,092
				15-49 years	2,054	783	2,837
				50+ years	79	39	118

Weekly Population Trends



Weekly registration 08-Sep-13 to 14-Sep-13

TOTAL NEW REGISTRATION: 190

Newly Registered HH: 50

Including

- New Birth: 5 (3%)
- Minor: 117 (62%)
- Female: 81 (43%)
- Unaccompanied and Separated Children: 18
- Women at risk: 7
- * All individuals with specific needs have been referred to concerned partners
- * An individual may have more than one specific needs

INACTIVE/CLOSURE AND REACTIVATION:

- Died: 0
- Inactivation: 3
- Reactivation: 8
- Rejection: 0
- Rejection reasons are
- 3 were inactivated for the reason of having gone back to nuba. Confirmed by their family members.

Transfer IN:

Yida - 55
Nyeel - 3
pariang - 2

Transfer OUT:

Cumulative statistics and trends

TOTAL POPULATION REGISTERED TO DATE:

- 4,764 individuals
- 1,855 households
- Female headed households: 453(24%)

Cumulative statistics

From 01-Jan-13 To 14-Sep-13

New Registered Refugees: 1,221

New Birth: 13

Transfer IN(Cumulative)

Yida - 2133
Nyeel - 919
pariang - 495

Transfer OUT(Cumulative)

Yida - 3
Juba - 6

Contact Details

For specific data request, kindly contact

Juba Information Management Officer
tornieri@unhcr.org
Juba Associate Registration Officer
oot@unhcr.org

Unity Registration Officer
telo@unhcr.org
Unity Database Administrator
tawanda@unhcr.org