


**POPULATION STATISTICS AS OF 20-Oct-13 DORO
MOBILESERVER**

Week 42 (14-Oct-13 to 20-Oct-13)

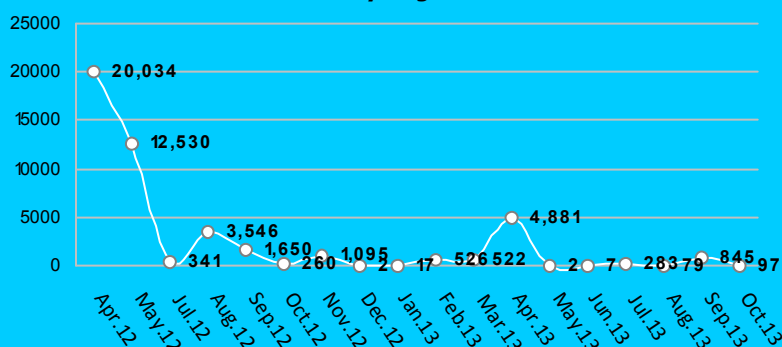


**Weekly Registration
Gender & age breakdown**

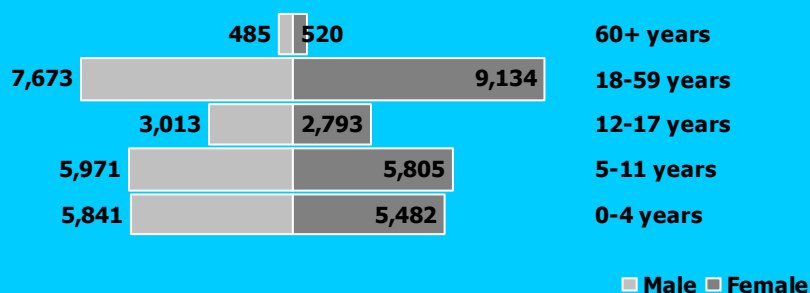


CUMULATIVE STATISTICS

Monthly Registration



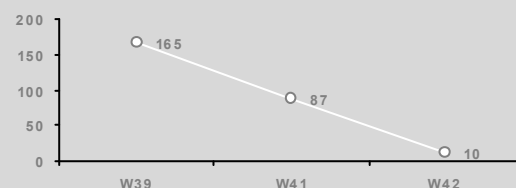
Cumulative gender & age breakdown



Sectoral gender and age breakdown

Education				Health			
Age Group	M	F	Total	Age Group	M	F	Total
3-5 years	3,220	3,052	6,272	0-5 months	601	574	1,175
6-13 years	6,258	5,927	12,185	6-23 months	1,568	1,470	3,038
14-17 years	1,710	1,671	3,381	24-35 months	1,467	1,386	2,853
				36-59 months	2,205	2,052	4,257
				<1 years	1,089	993	2,082
				1-4 years	4,752	4,489	9,241
				5-14 years	7,752	7,339	15,091
				15-49 years	8,356	9,863	18,219
				50+ years	1,034	1,050	2,084

Weekly Registration Trends



**Weekly registration
14-Oct-13 to 20-Oct-13**

TOTAL NEW REGISTRATION: 10

Newly Registered HH: 1

- New Birth: 10 (100%)
- Minor: 10 (100%)
- Female: 4 (40%)
- Unaccompanied and Separated Children: 0
- Women at risk: 0
- * All individuals with specific needs have been referred to concerned partners
- * An individual may have more than one specific needs

INACTIVE/CLOSURE AND REACTIVATION:

- Died: 0
- Other: 0
- Reactivation: 0

INTER CAMP TRANSFER TO Nil

- Transfer HH: 0
- Transfer Individual: 0

Cumulative statistics and trends

TOTAL POPULATION REGISTERED TO DATE:

- 46,717 individuals

- 12,057 households

-Female headed households: 5,459(45%)

Cumulative statistics

From 01-Jan-13 To 20-Oct-13

New Registered Refugees: 5,133

New Birth: 2,126

INTER CAMP TRANSFER TO KAYA,BATIL,GENDRASSA

- Transfer HH: 19
- Transfer Individual: 68

Contact Details

For specific data request, kindly contact

Juba Information Management Officer
tornieri@unhcr.org

Upper Nile Registration Officer
binene@unhcr.org

Upper Nile Database Administrator
amos@unhcr.org