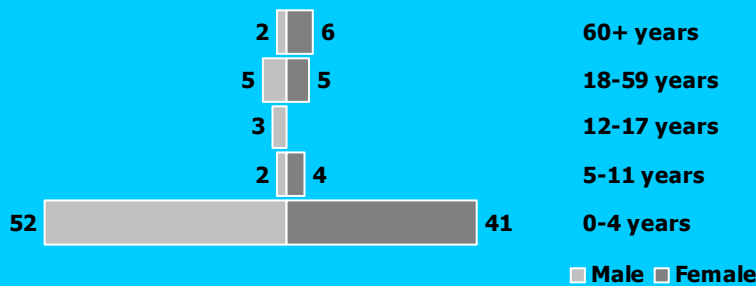
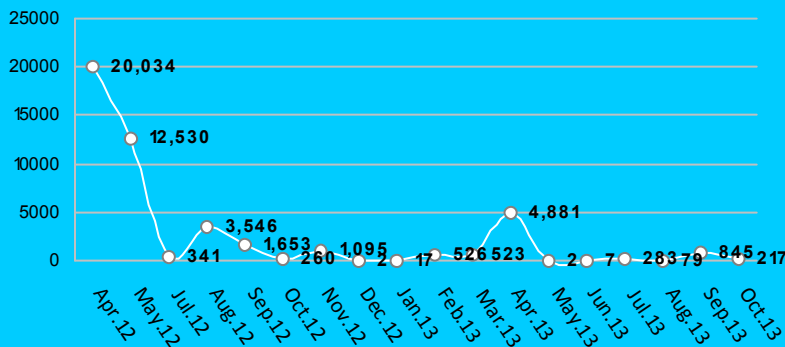


Weekly Registration
Gender & age breakdown

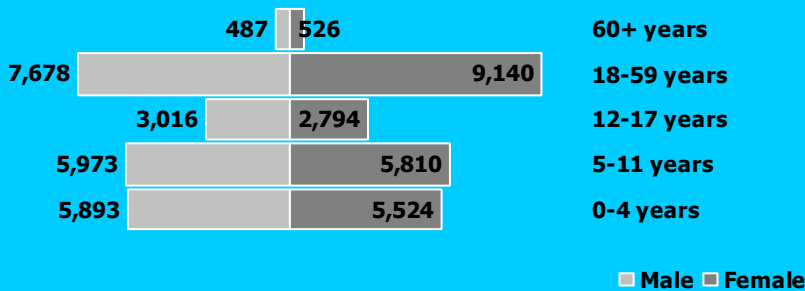


CUMULATIVE STATISTICS

Monthly Registration



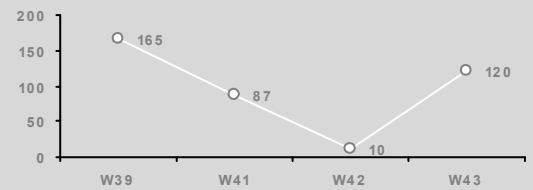
Cumulative gender & age breakdown



Sectoral gender and age breakdown

Age Group	Education			Health			
	M	F	Total	Age Group	M	F	Total
3-5 years	3,223	3,053	6,276	0-5 months	651	614	1,265
6-13 years	6,260	5,932	12,192	6-23 months	1,569	1,471	3,040
14-17 years	1,711	1,672	3,383	24-35 months	1,467	1,386	2,853
				36-59 months	2,206	2,053	4,259
				<1 years	1,129	1,025	2,154
				1-4 years	4,764	4,499	9,263
				5-14 years	7,756	7,343	15,099
				15-49 years	8,361	9,869	18,230
				50+ years	1,037	1,058	2,095

Weekly Registration Trends



Weekly registration
21-Oct-13 to 27-Oct-13

TOTAL NEW REGISTRATION: 120
Newly Registered HH: 13

- New Birth: 88 (73%)
- Minor: 102 (85%)
- Female: 56 (47%)
- Unaccompanied and Separated Children: 0
- Women at risk: 1
- * All individuals with specific needs have been referred to concerned partners
- * An individual may have more than one specific needs

INACTIVE/CLOSURE AND REACTIVATION:

- Died: 1
- Other: 0
- Reactivation: 5

INTER CAMP TRANSFER TO Nil

- Transfer HH: 0
- Transfer Individual: 0

Cumulative statistics and trends

TOTAL POPULATION REGISTERED TO DATE:

- **46,841 individuals**
- **12,072 households**
- Female headed households: 5,469(45%)

Cumulative statistics
From 01-Jan-13 To 27-Oct-13
New Registered Refugees: 5,166
New Birth: 2,214

INTER CAMP TRANSFER TO KAYA,BATIL,GENDRASSA

- Transfer HH: 19
- Transfer Individual: 68

Contact Details

For specific data request, kindly contact

Juba Information Management Officer
tornieri@unhcr.org

Upper Nile Registration Officer
binene@unhcr.org

Upper Nile Database Administrator
amos@unhcr.org