


## POPULATION STATISTICS AS OF 27-Oct-13 GENDRASSA

Week 43 (21-Oct-13 to 27-Oct-13)

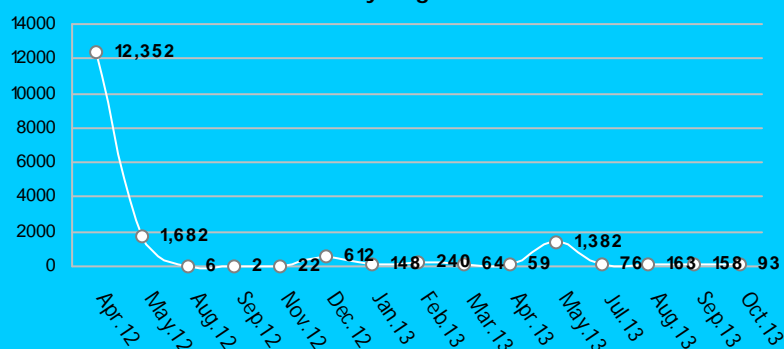


### Weekly Registration Gender & age breakdown

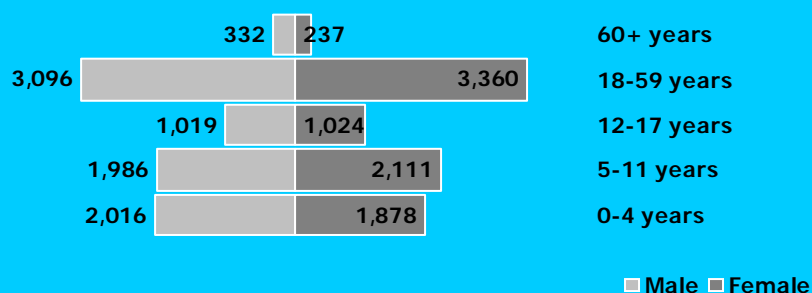


### CUMULATIVE STATISTICS

#### Monthly Registration



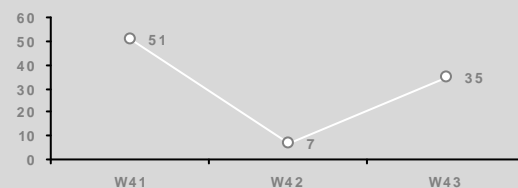
#### Cumulative gender & age breakdown



#### Sectoral gender and age breakdown

Education				Health			
Age Group	M	F	Total	Age Group	M	F	Total
3-5 years	1,150	1,177	2,327	0-5 months	239	237	476
6-13 years	2,011	2,041	4,052	6-23 months	560	508	1,068
14-17 years	631	672	1,303	24-35 months	430	378	808
				36-59 months	787	755	1,542
				<1 years	376	337	713
				1-4 years	1,640	1,541	3,181
				5-14 years	2,541	2,585	5,126
				15-49 years	3,250	3,646	6,896
				50+ years	642	501	1,143

### Weekly Registration Trends



### Weekly registration 21-Oct-13 to 27-Oct-13

TOTAL NEW REGISTRATION: 35  
Newly Registered HH: 4

- New Birth: 34 (97%)
- Minor: 35 (100%)
- Female: 19 (54%)
- Unaccompanied and Separated Children: 0
- Women at risk: 0
- \* All individuals with specific needs have been referred to concerned partners
- \* An individual may have more than one specific needs

### INACTIVE/CLOSURE AND REACTIVATION:

- Died: 0
- Other: 0
- Reactivation: 9

### INTER CAMP TRANSFER TO NIL

- Transfer HH: 0
- Transfer Individual: 0

### Cumulative statistics and trends

### TOTAL POPULATION REGISTERED TO DATE:

- 17,059 individuals
- 4,209 households
- Female headed households: 1,704(40%)

Cumulative statistics  
From 01-Jan-13 To 27-Oct-13  
New Registered Refugees: 1,577  
New Birth: 806

### INTER CAMP TRANSFER TO KAYA,BATIL,DORO MOBILESERVER

- Transfer HH: 14
- Transfer Individual: 19

### Contact Details

For specific data request, kindly contact

Juba Information Management Officer  
tornieri@unhcr.org

Upper Nile Registration Officer  
binene@unhcr.org

Upper Nile Database Administrator  
amos@unhcr.org