POPULATION STATISTICS AS OF 23-Nov-13 KAYA

UNHCR
The UN Refugee Agency

WEEKLY NEW REGISTRATION
Week 47 (17-Nov-13 to 23-Nov-13)

Gender & age breakdown

New Registrations include New Arrivals and New Births

Male Female

CUMULATIVE STATISTICS

Monthly New Registration Trends

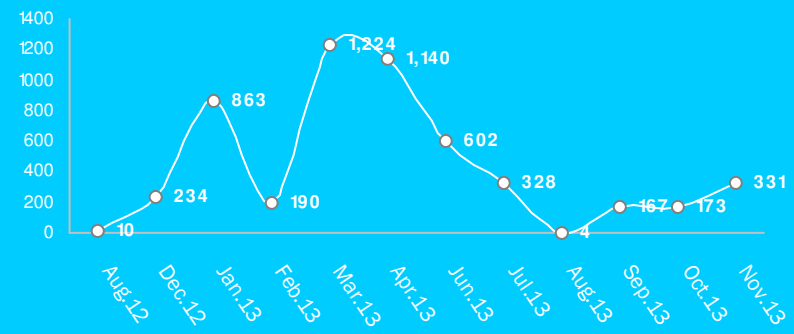

New Registrations include New Arrivals and New Births

Cumulative Gender & age breakdown



Male Female

Gender & age breakdown by standard sectoral categories

Education

Age Group	M	F	Total
3-5 years	1,287	1,241	2,528
6-13 years	2,244	2,225	4,469
14-17 years	607	780	1,387

Health

Age Group	M	F	Total
0-5 months	192	193	385
6-23 months	713	675	1,388
24-35 months	449	451	900
36-59 months	851	824	1,675
<1 years	367	358	725
1-4 years	1,838	1,785	3,623
5-14 years	2,848	2,820	5,668
15-49 years	3,073	4,098	7,171
50+ years	776	653	1,429

Weekly New Registration Trends

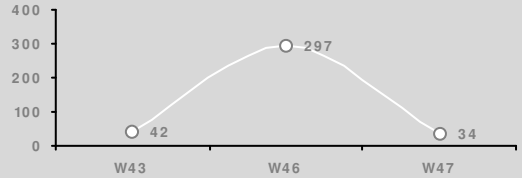

New Registrations include New Arrivals and New Births

Weekly registration
(17-Nov-13 to 23-Nov-13)

TOTAL NEW REGISTRATION: 30
Newly registered HH: 0
Including
- New birth: 28 (93%)
- Minor: 30 (100%)
- Female: 17 (57%)
- Unaccompanied and separated children: 0
- Women at risk: 0
* All individuals with specific needs have been referred to concerned partners
* An individual may have more than one specific needs

INACTIVE/CLOSURE AND REACTIVATION:
- Died: 3
- Inactivation: 0
- Reactivation: 0
- Rejection: 0

Transfer IN:
GENDRASSA - 2

Transfer OUT:

Cumulative statistics and trends

TOTAL POPULATION REGISTERED TO DATE:
- 18,616 individuals
- 4,580 households
-Female headed households: 1,730(38%)

Cumulative statistics
From 01-Jan-13 To 23-Nov-13
New Registered Refugees: 3,939
New Births: 910

Transfer IN:
DORO - 1
BATIL - 12
DORO MOBILESERVER - 51

Transfer OUT:
GENDRASSA - 14627
BATIL - 3473
DORO MOBILESERVER - 2694

CONTACT DETAILS

For specific data request, kindly contact

Juba Information Management Officer
tornieri@unhcr.org
Juba Associate Registration Officer
oot@unhcr.org

Upper Nile Registration Officer
binene@unhcr.org
Upper Nile Registration Associate
amos@unhcr.org