POPULATION STATISTICS AS OF 28-Dec-13 DORO

UNHCR
The UN Refugee Agency

WEEKLY NEW REGISTRATION
Week 52 (22-Dec-13 to 28-Dec-13)

Gender & age breakdown

No New Registration

New Registrations include New Arrivals and New Births

CUMULATIVE STATISTICS

Monthly New Registration Trends

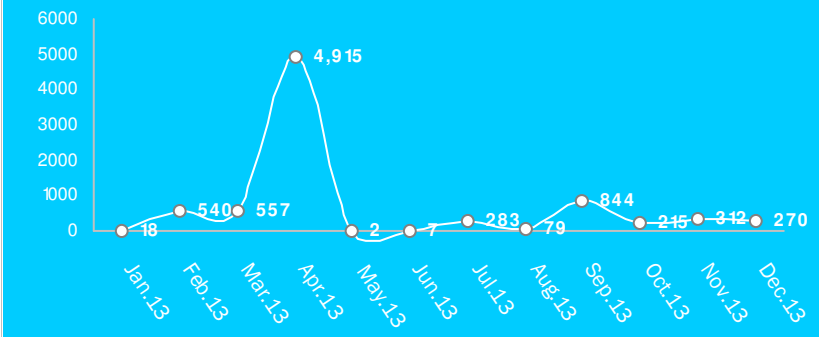

New Registrations include New Arrivals and New Births

Cumulative Gender & age breakdown



Gender & age breakdown by standard sectoral categories

Education

Age Group	M	F	Total
3-5 years	3,249	3,073	6,322
6-13 years	6,305	5,963	12,268
14-17 years	1,712	1,677	3,389

Health

Age Group	M	F	Total
0-5 months	625	596	1,221
6-23 months	1,672	1,572	3,244
24-35 months	1,585	1,480	3,065
36-59 months	2,229	2,075	4,304
<1 years	1,172	1,080	2,252
1-4 years	4,939	4,643	9,582
5-14 years	7,805	7,379	15,184
15-49 years	8,364	9,923	18,287
50+ years	1,049	1,070	2,119

Weekly New Registration Trends



New Registrations include New Arrivals and New Births

Weekly registration
(22-Dec-13 to 28-Dec-13)

TOTAL NEW REGISTRATION: 0
Newly registered HH: 0
Including
- New birth: 0 (0%)
- Minor: 0 (0%)
- Female: 0 (0%)
- Unaccompanied and separated children: 0
- Women at risk: 0
* All individuals with specific needs have been referred to concerned partners
* An individual may have more than one specific needs

INACTIVE/CLOSURE AND REACTIVATION:
- Died: 0
- Inactivation: 0
- Reactivation: 0
- Rejection: 0

Transfer IN: Transfer OUT:

Cumulative statistics and trends

TOTAL POPULATION REGISTERED TO DATE:
- 47,424 individuals
- 12,128 households
-Female headed households: 4,944(41%)

Cumulative statistics
From 01-Jan-13 To 28-Dec-13
New Registered Refugees: 5,367
New Births: 2,590

Transfer IN:
KAYA - 2542
Doro - 30040
BATIL - 84

Transfer OUT:
KAYA - 65
BATIL - 14
GENDRASSA - 9

CONTACT DETAILS

For specific data request, kindly contact

Juba Information Management Officer
tornieri@unhcr.org
Juba Associate Registration Officer
oot@unhcr.org

Upper Nile Registration Officer
binene@unhcr.org
Upper Nile Registration Associate
amos@unhcr.org