



REFUGEE SURVEILLANCE UPDATE (MABAN, YIDA AND AJOUNG THOK)

Epidemiological Week 2

6th – 12th January 2014

Highlights

- The proportion of health facilities in Maban that submitted the weekly reports to the state and central level was 15 out of 23 bringing completeness to 65.2%. (*See list of health facilities in Maban and supporting partners on page 2*). All the seven facilities serving the refugees in Maban reported on time in week 2, while those serving the host communities were 8 out of 16 facilities that reported.
- Only one out of the three facilities serving Yida refugee camp reported this week.
- The health facility serving Ajoung Thok refugee camp in Unity state reported in time.
- Diarrhea was the leading priority disease recorded in the refugee camps (68.5%), followed by Malaria (27.6%), Acute bloody diarrhea (3.6%), and AJS (0.3%)
- Seven (7) suspected Acute Jaundice Syndrome (AJS) cases (or Hepatitis E cases) with no related deaths were recorded from Maban and Yida in week 2.
- No case was reported from facilities serving the host community.
- Of the total cases reported from Maban, Kaya reported 3, Batil 2, and zero cases from Gendrassa and Doro.
- Cases reported were based on the date of visit.
- The cumulative AJS cases recorded from Maban refugee camps are 11,146 and 238 related deaths, while Yida has recorded 646 cases and 14 deaths.
- No cases of measles, meningitis, cholera, or viral haemorrhagic fever were reported this week.

Reporting Performance

The total number of health facilities in Maban expected to report for *Early Warning and Alert Response Surveillance* (EWARS) system this week is 23. Of these, 16 serve the host community and seven serve refugee camps in Maban. Three HFs serve Yida and one serves Ajong Thok refugee camps in Unity State. Three of the four silent health facilities serving the host community are operating but not reporting due to the long distance from Bunj town and lack of communication facilities.

Table 1: Health facilities serving refugee and host communities in Maban, Yida, and Ajong Thok

FACILITY IN MABAN	WK48	WK49	WK50	WK51	Wk52	WK1	WK2
<i>Doro camp clinic - MSF-B</i>	1	1	1	1	1	1	1
<i>Kaya camp - MSF-H clinic</i>	1	1	1	1	1	1	1
<i>Batil - MSF-H</i>	1	1	1	1	1	1	1
<i>Batil - MedAir SE Clinic</i>	1	1	1				1
<i>Gendrassa - MSF H</i>	1	1	1	1	1	1	1
<i>Gendrassa - IMC</i>	1	1	1	1			1
<i>Kaya - IMC</i>	1	1	1	1			1
<i>Bunj PHCC - Relief International</i>	1	1	1	1	1	1	1
<i>Bunj Hospital SP – MOH – MSF B</i>	1	1	1	1	1	1	1
<i>Dangaji PHCU - Relief International</i>	1	1	1	1	1	1	1
<i>Gesm Allah PHCU- Relief International</i>	1	1	1	1	1	1	1
<i>Jamam PHCU - MOH</i>	1	1	1	1	1	1	1
<i>Genkwata PHCU - MOH</i>	1	1	1	1	1		
<i>Thuaye PHCU - MOH</i>	1	1	1	1	1	1	1
<i>New Guffa PHCU - MOH</i>							
<i>Khor Tumbak PHCU - MOH</i>							
<i>Puomky PHCU - Relief International</i>							
<i>Doro PHCU - SIM</i>	1	1	1	1	1		
<i>Liang PHCU - Relief International</i>	1	1	1	1	1	1	1
<i>Nila PHCU - Relief International</i>	1	1	1	1	1	1	1
<i>Sheta PHCU - Relief International</i>	1	1	1	1	1		
<i>Baugaya PHCU - MOH</i>							
<i>Thonkayo PHCU – Relief International</i>							
Total Facilities Reporting	18	18	18	17	15	12	15

FACILITIES IN YIDA	WK48	WK49	WK50	WK51	WK52	WK1	WK2
<i>Wang Kuat PHCC - Care International</i>	1	1					
<i>Yida PHCC - Care International</i>	1	1					
<i>MSF-France Clinic</i>	1	1	1				1
Total Facilities Reporting	3	3	1	0	0	0	1
FACILITY IN AJOUNG THOK	WK48	WK49	WK50	WK51	Wk52	WK1	WK2
<i>Ajong Thok - AHA</i>	1	1	1	0	0	1	1

Epidemic Prone Diseases Reported

Acute Watery Diarrhea (AWD)

A total of 1737 AWD cases were reported in Maban, Yida and Ajoung Thok refugee camps during this reporting week with no related deaths. AWD accounted for 68.5% of the priority diseases reported this week. Proportion of cases below five years was at 66.3% of all reported AWD cases in all the camps. This week registered more cases compared to the previous week.

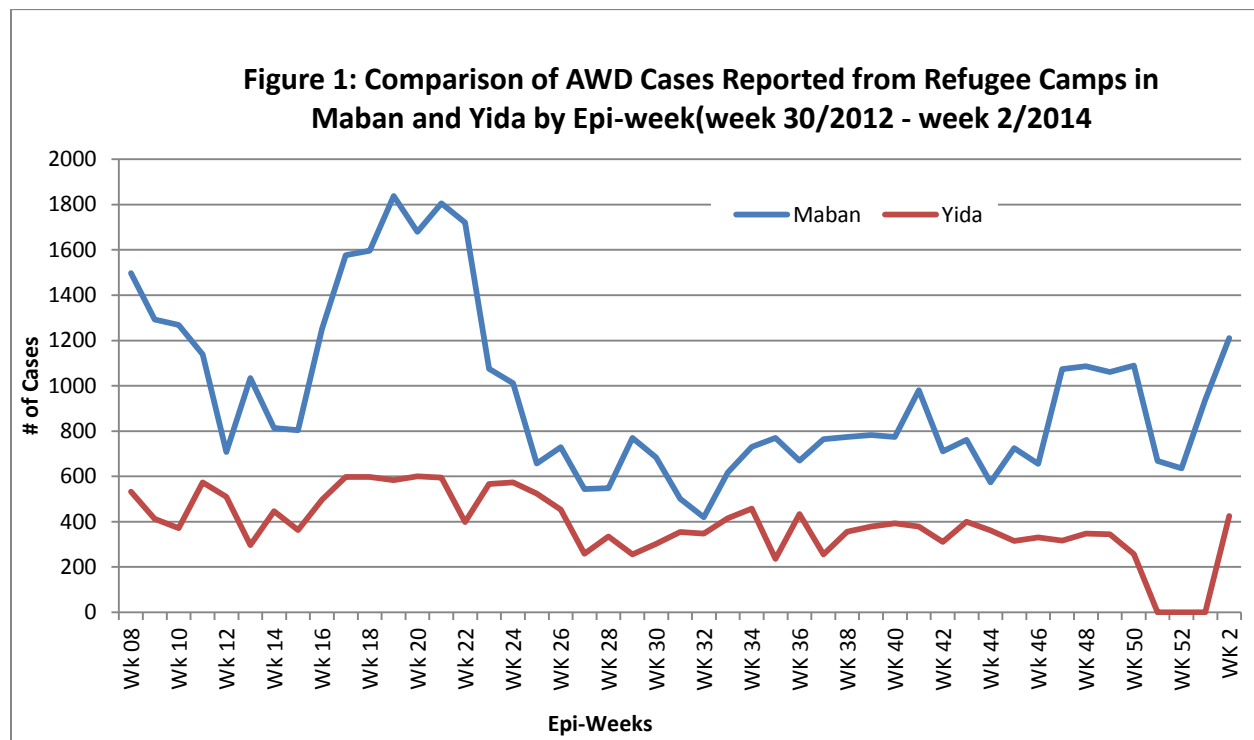


Figure 1 above shows a comparison of AWD cases reported by Epi-week in year 2012 -2014 from facilities serving the Refugees in Maban and Yida. The cases among the Host community in Maban increased to 111 from 63 in the previous week with no related deaths.

Dysentery (ABD)

A total of 97 cases of ABD with no related deaths were reported in week 1 from the refugee camps in Maban and Ajoung Thok. This week recorded more cases compared to the previous week (39). The proportion of cases in children below five years was (50.5%).

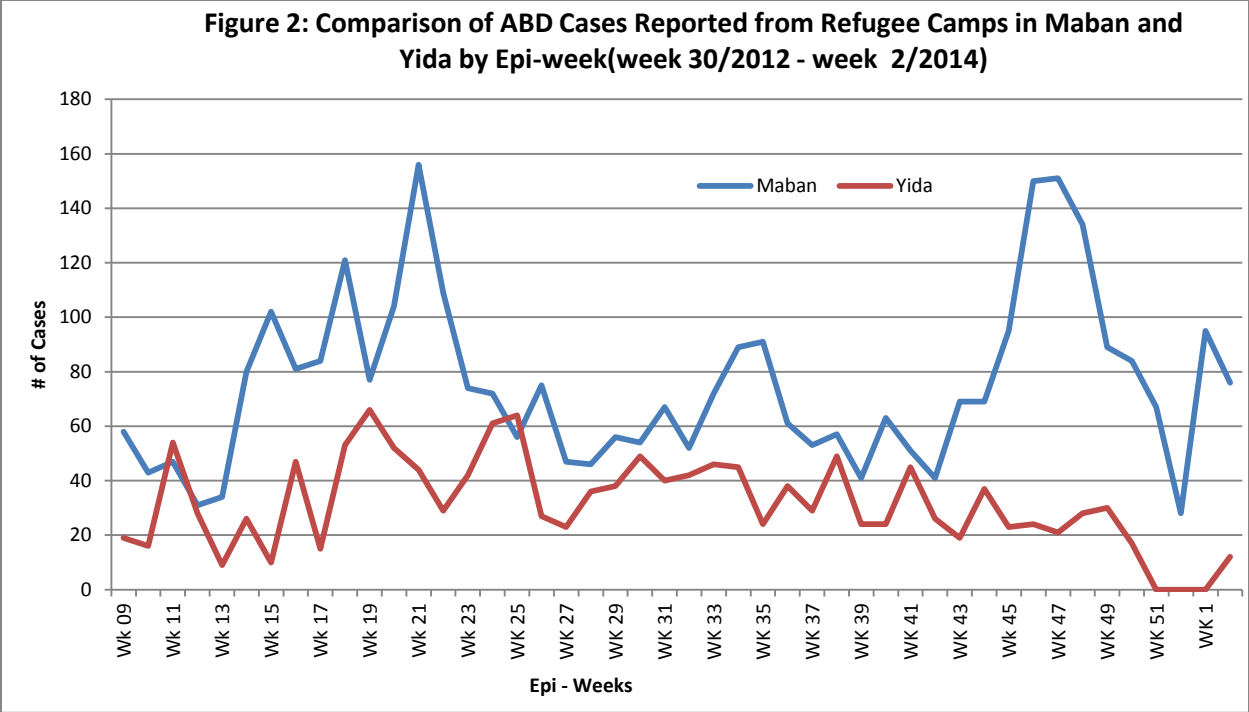
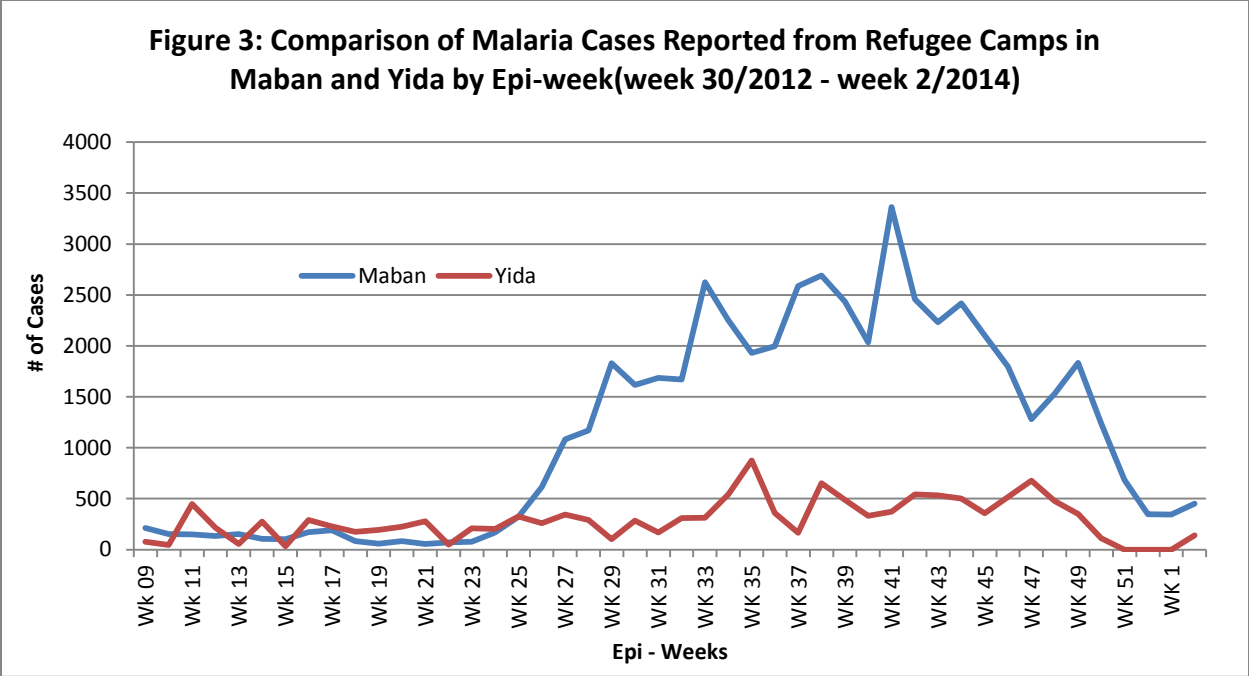


Figure 2 above shows a comparison of ABD cases reported by Epi-week and year 2012 – 2014 in Maban and Yida camps. The ABD incidence reported in Maban this week (76) was lower than the previous week (95). The ABD incidence among the host community in Maban was higher (31) than in the previous week (21).

Malaria

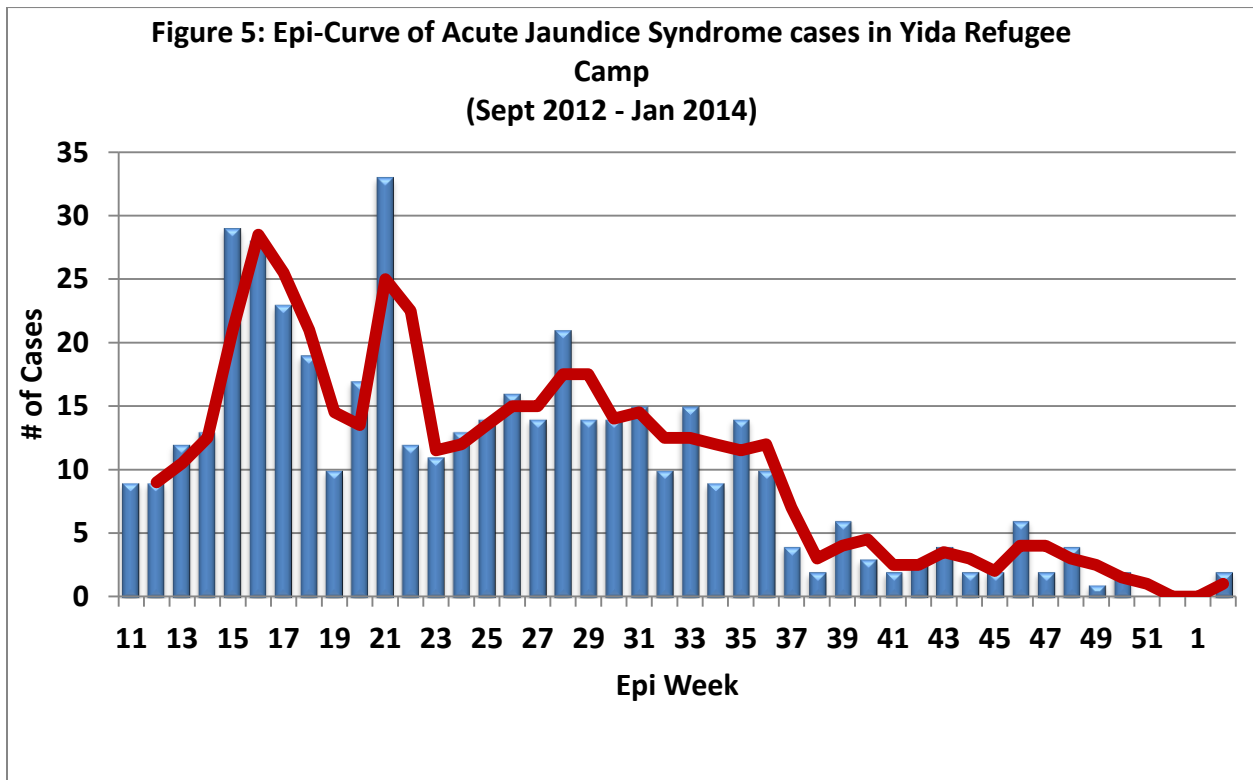
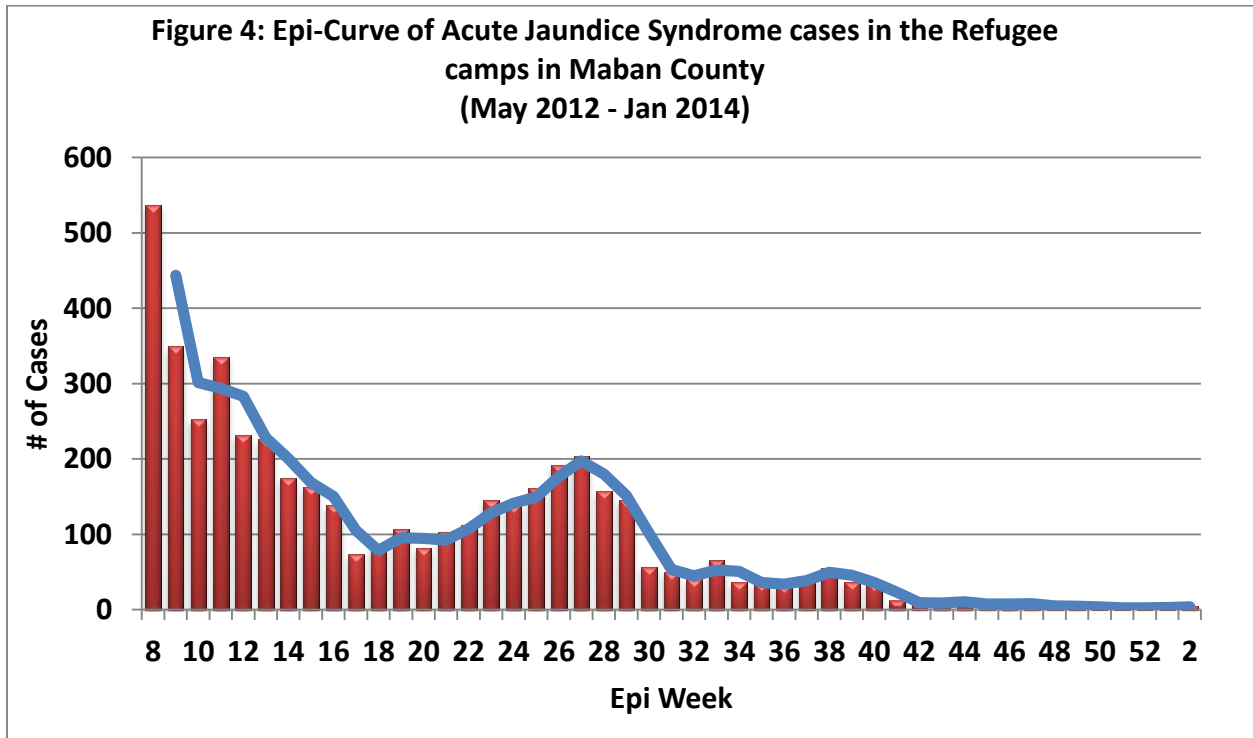
Malaria incidence in Maban refugee camps this week increased to 452 compared to 344 cases in the previous week with no related deaths. Out of all the cases, 34.0% were reported in children below five years of age in all the camps. In Maban County, 319 cases of malaria with no related deaths were reported from facilities serving the host community. Malaria cases in the host community increased this week compared to 229 recorded in the previous week. The incidence of malaria among children in the camps has for a long time been between 20% and 30% of the total malaria cases but increased to 34.0% this week. Malaria incidence has remained lower among children in the camps than those in the host community (47.0% this week). Malaria incidence increased this week in Maban refugee camps compared to the previous week.



Acute Jaundice Syndrome (AJS)

Seven (7) suspected Acute Jaundice Syndrome cases (or Hepatitis E cases) with no related deaths were recorded from Maban and Yida refugee camps in week 2 (*Figures 4 and 5 show AJS Epi-Curve in Maban and Yida*). No case was reported from a health facility serving the host community this week. As shown in figure 4 and 5, cumulative AJS cases and related deaths recorded from Maban and Yida refugee camps were 11,146 and 238, and 646 and 14 respectively since the outbreak till week 2. Compared to previous months, AJS/HEV cases have reduced remarkably since mid-July. October, November, December and now January have registered the lowest numbers of suspected cases (below ten in a week) since the beginning of the outbreak mid-2012. The campaign to maintain high standards of hygiene and sanitation at house hold level is being sustained. Screening and raising awareness among new arrivals is on-going. All health and WASH actors in the camps are being engaged in prevention activities against Hep E. WASH crude indicators are good according to sphere and UNHCR standards. Hep E awareness is still being conducted in the community through schools, places of worship, women and youth groups, and social events. The pattern of the epidemic has shown a remarkable decreasing trend in all the camps in Maban and Yida for six months in a row. We have continued to collect blood samples to confirm whether the few cases that are being

reported are Hep E cases or something else, and also rule out yellow fever. In spite of the declining trend, prevention and monitoring activities are ongoing.



Other Diseases: No cases of Measles, Meningitis, Cholera, Viral Hemorrhagic fever or Influenza like illness were reported during this week.

Table 2: Summary of Priority Diseases in Maban week 2

Camps	Doro		Batil		Gendrassa		kaya		Maban TOTAL		Yida		Yida TOTAL		Host Community	
Cases/ Death	C	D	C	D	C	D	C	D	C	D	C	D	C	D	C	D
Suspected Cholera	0	0	0	0	0	0	0	0	0	0	0	0	0	0	0	0
AWD	429	0	471	0	217	0	94	0	1211	0	425	0	425	0	111	0
ABD	47	0	5	0	7	0	17	0	76	0	12	0	12	0	31	0
Meningitis	0	0	0	0	0	0	0	0	0	0	0	0	0	0	0	0
Measles	0	0	0	0	0	0	0	0	0	0	0	0	0	0	0	0
AJS	0	0	2	0	0	0	3	0	5	0	2	0	2	0	0	0
Malaria	351	0	44	0	41	0	16	0	452	0	139	0	139	0	319	0
AFP	0	0	0	0	0	0	0	0	0	0	0	0	0	0	0	0
Neonatal Tetanus	0	0	0	0	0	0	0	0	0	0	0	0	0	0	0	0
VHF	0	0	0	0	0	0	0	0	0	0	0	0	0	0		0
Total	827	0	522	0	265	0	130	0	1744	0	578	0	578	0	461	0

Key : **AWD** – Acute Watery Diarrhea, **ABD** – Blood Diarrhea/Dysentery, **Men** – Meningitis, **AJS** – Acute Jaundice Syndrome, **AFP** – Acute Flaccid Paralysis/Polio, **NT** - Neonatal Tetanus, **0** -Zero Report, **C** – Cases, **D** - Deaths, **Timely reports** - Reports received before Wednesday 10:00am, **Completeness** - Proportion of health facilities reporting in a county/state, **Timeliness** - Proportion of county in a state reporting on time. **HFs**- Health Facilities, **EPI-Expanded program for immunization**

*For comments or questions, please contact: Surveillance Department, MoH-RSS, Tel: 0955551147; 0922186571;
E-mail: outbreak_ss_2007@yahoo.com, HF radio frequency: 8015 USP; CELL CALL: 7002*



The Weekly Surveillance Bulletin is produced with the support UNH