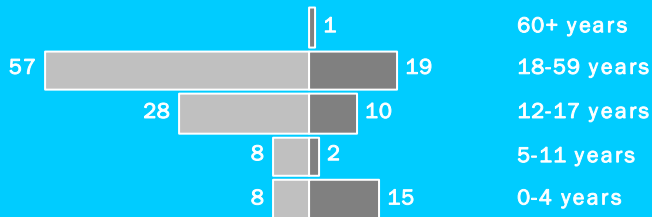


POPULATION STATISTICS AS OF 08-Feb-14 Ajoung Thok

WEEKLY NEW REGISTRATION Week 06 (02-Feb-14 to 08-Feb-14)

Gender & age breakdown

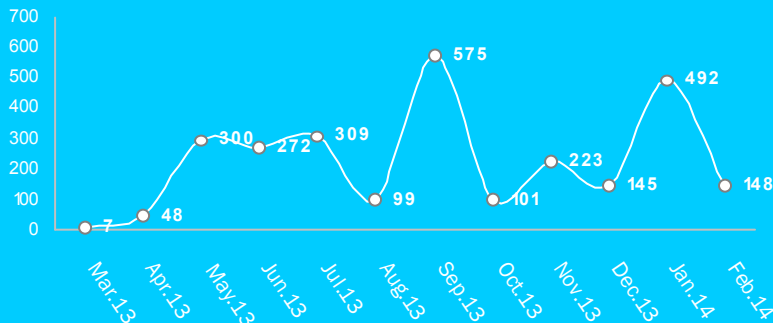


New Registrations include New Arrivals and New Births

Male Female

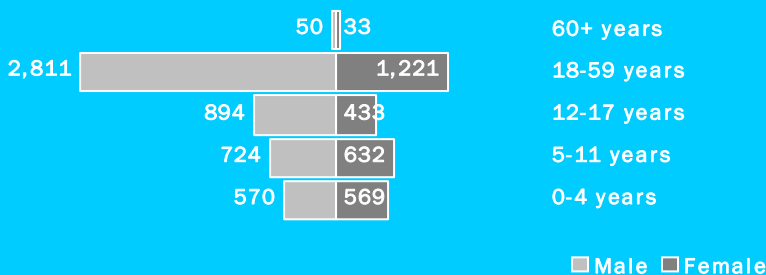
CUMULATIVE STATISTICS

Monthly New Registration Trends



New Registrations include New Arrivals and New Births

Cumulative Gender & age breakdown

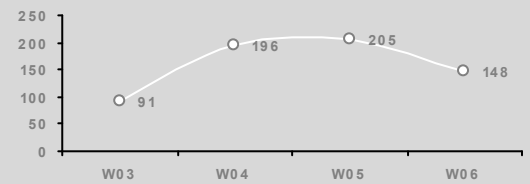


Male Female

Gender & age breakdown by standard sectoral categories

Education				Health			
Age Group	M	F	Total	Age Group	M	F	Total
3-5 years	395	385	780	0-5 months	45	45	90
6-13 years	805	662	1,467	6-23 months	140	155	295
14-17 years	691	289	980	24-35 months	112	98	210
				36-59 months	273	271	544
				<1 years	96	107	203
				1-4 years	474	462	936
				5-14 years	1,077	863	1,940
				15-49 years	3,271	1,391	4,662
				50+ years	131	65	196

Weekly New Registration Trends



New Registrations include New Arrivals and New Births

Weekly registration (02-Feb-14 to 08-Feb-14)

TOTAL NEW REGISTRATION: 148

Newly registered HH: 50

Including

- New birth: 9 (6%)
- Minor: 71 (48%)
- Female: 47 (32%)
- Unaccompanied and separated children: 12
- Women at risk: 2
- * All individuals with specific needs have been referred to concerned partners
- * An individual may have more than one specific needs

INACTIVE/CLOSURE AND REACTIVATION:

- Died: 0
- Inactivation: 0
- Reactivation: 3
- Rejection: 0

Transfer IN:

pariang - 4
Yida - 230

Transfer OUT:

Cumulative statistics and trends

TOTAL POPULATION REGISTERED TO DATE:

- 7,937 individuals
- 2,775 households

-Female headed households: 752(27%)

Cumulative statistics

From 01-Jan-14 To 08-Feb-14

New Registered Refugees: 620

New Births: 20

Transfer IN:

Juba - 5
Nyeel - 929
Pariang - 539
Yida - 4062

Transfer OUT:

Yida - 4
Juba - 6

CONTACT DETAILS

For specific data request, kindly contact

Juba Information Management Officer
tomieri@unhcr.org
Juba Associate Registration Officer
oot@unhcr.org

Unity Database Administrator
tawanda@unhcr.org