POPULATION STATISTICS AS OF 08-Mar-14 DORO

UNHCR
The UN Refugee Agency

WEEKLY NEW REGISTRATION
Week 10 (02-Mar-14 to 08-Mar-14)

Gender & age breakdown

No New Registration

New Registrations include New Arrivals and New Births

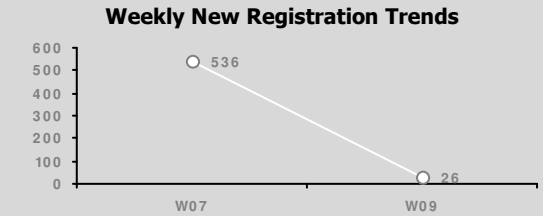

New Registrations include New Arrivals and New Births

Weekly registration
(02-Mar-14 to 08-Mar-14)

TOTAL NEW REGISTRATION: 0
Newly registered HH: 0
Including
- New birth: 0 (0%)
- Minor: 0 (0%)
- Female: 0 (0%)
- Unaccompanied and separated children: 0
- Women at risk: 0
* All individuals with specific needs have been referred to concerned partners
* An individual may have more than one specific needs

INACTIVE/CLOSURE AND REACTIVATION:
- Died: 1
- Inactivation: 0
- Reactivation: 0
- Rejection: 0

Transfer IN: Transfer OUT:

CUMULATIVE STATISTICS

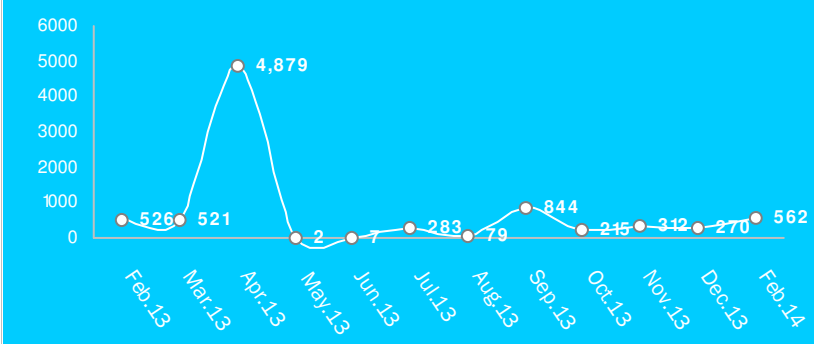

New Registrations include New Arrivals and New Births

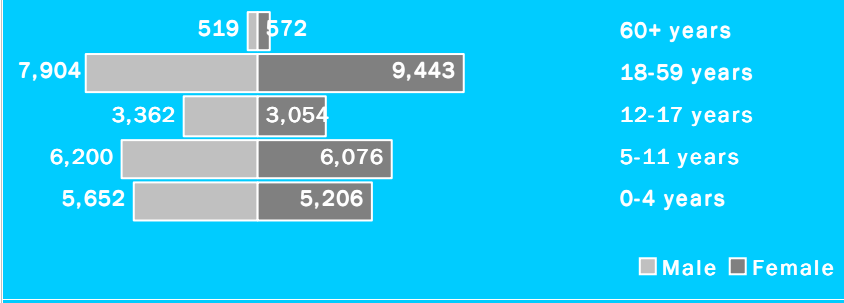

Cumulative statistics and trends

TOTAL POPULATION REGISTERED TO DATE:
- 47,988 individuals
- 12,141 households
-Female headed households: 4,953(41%)

Cumulative statistics
From 01-Jan-14 To 08-Mar-14
New Registered Refugees: 7
New Births: 555

Transfer IN:	Transfer OUT:
BATIL - 95	KAYA - 69
DORO - 30027	BATIL - 14
GENDRASSA - 5	GENDRASSA - 9

Gender & age breakdown by standard sectoral categories

Education

Age Group	M	F	Total
3-5 years	3,446	3,230	6,676
6-13 years	6,488	6,226	12,714
14-17 years	2,057	1,884	3,941

Health

Age Group	M	F	Total
0-5 months	539	462	1,001
6-23 months	1,486	1,395	2,881
24-35 months	1,196	1,135	2,331
36-59 months	2,431	2,214	4,645
<1 years	1,284	1,142	2,426
1-4 years	4,368	4,064	8,432
5-14 years	8,212	7,828	16,040
15-49 years	8,673	10,187	18,860
50+ years	1,100	1,130	2,230

CONTACT DETAILS

For specific data request, kindly contact

Juba Information Management Officer
tornieri@unhcr.org
Juba Associate Registration Officer
oot@unhcr.org

Upper Nile Registration Officer
binene@unhcr.org
Upper Nile Registration Associate
amos@unhcr.org