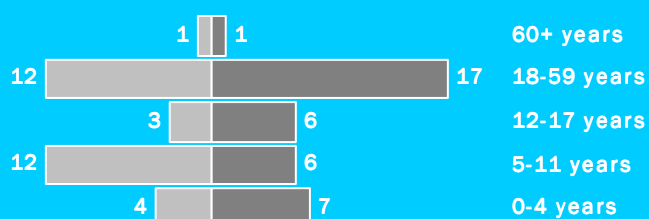


POPULATION STATISTICS AS OF 08-Mar-14 Malakal

WEEKLY NEW REGISTRATION Week 10 (02-Mar-14 to 08-Mar-14)

Gender & age breakdown

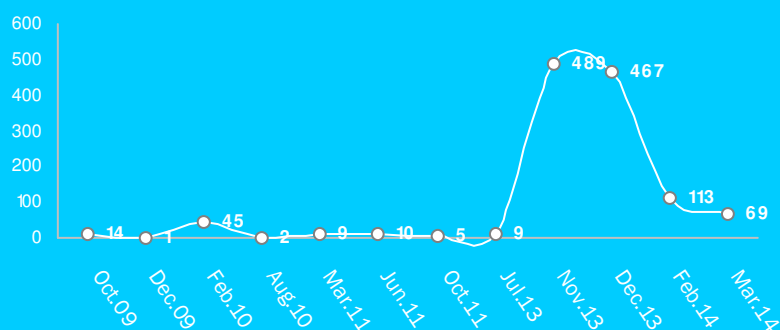


New Registrations include New Arrivals and New Births

Male Female

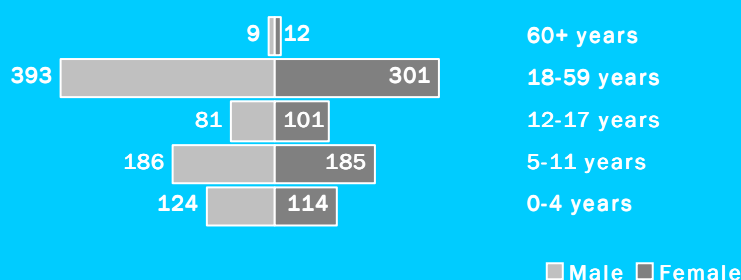
CUMULATIVE STATISTICS

Monthly New Registration Trends



New Registrations include New Arrivals and New Births

Cumulative Gender & age breakdown

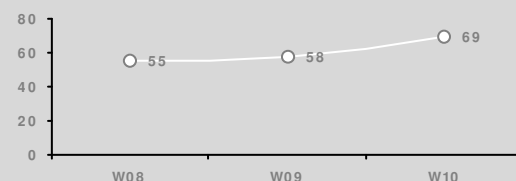


Male Female

Gender & age breakdown by standard sectoral categories

Education				Health			
Age Group	M	F	Total	Age Group	M	F	Total
3-5 years	112	133	245	0-5 months	6	3	9
6-13 years	190	178	368	6-23 months	22	20	42
14-17 years	41	52	93	24-35 months	20	14	34
				36-59 months	76	77	153
				<1 years	16	9	25
				1-4 years	108	105	213
				5-14 years	238	251	489
				15-49 years	407	321	728
				50+ years	24	27	51

Weekly New Registration Trends



New Registrations include New Arrivals and New Births

Weekly registration (02-Mar-14 to 08-Mar-14)

TOTAL NEW REGISTRATION: 69

Newly registered HH: 27

Including

- New birth: 9 (13%)
- Minor: 38 (55%)
- Female: 37 (54%)
- Unaccompanied and separated children: 0
- Women at risk: 0
- * All individuals with specific needs have been referred to concerned partners
- * An individual may have more than one specific needs

INACTIVE/CLOSURE AND REACTIVATION:

- Died: 0
- Inactivation: 0
- Reactivation: 0
- Rejection: 0

Transfer IN:

Transfer OUT:

Cumulative statistics and trends

TOTAL POPULATION REGISTERED TO DATE:

- 1,506 individuals
- 511 households
- Female headed households: 155(30%)

Cumulative statistics

From 01-Jan-14 To 08-Mar-14

New Registered Refugees: 165

New Births: 17

Transfer IN:

Transfer OUT:

Juba - 10

Juba - 28

CONTACT DETAILS

For specific data request, kindly contact

Juba Information Management Officer
tornieri@unhcr.org
Juba Associate Registration Officer
oot@unhcr.org

Upper Nile Registration Officer
binene@unhcr.org
Upper Nile Registration Associate
amos@unhcr.org