POPULATION STATISTICS AS OF 15-Mar-14 GENDRASSA

UNHCR
The UN Refugee Agency

WEEKLY NEW REGISTRATION
Week 11 (09-Mar-14 to 15-Mar-14)

Gender & age breakdown

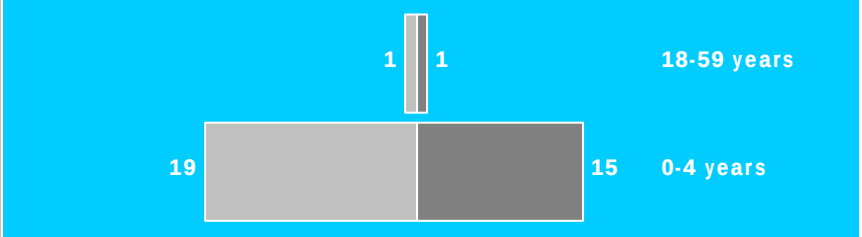

New Registrations include New Arrivals and New Births

Male Female

Weekly New Registration Trends

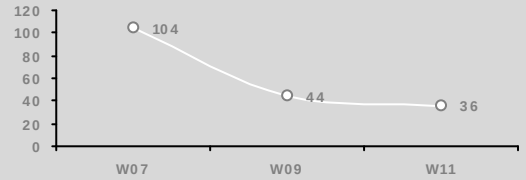

New Registrations include New Arrivals and New Births

Weekly registration
(09-Mar-14 to 15-Mar-14)

TOTAL NEW REGISTRATION: 36
Newly registered HH: 2
Including
- New birth: 33 (92%)
- Minor: 34 (94%)
- Female: 16 (44%)
- Unaccompanied and separated children: 0
- Women at risk: 0

* All individuals with specific needs have been referred to concerned partners
* An individual may have more than one specific needs

INACTIVE/CLOSURE AND REACTIVATION:
- Died: 0
- Inactivation: 0
- Reactivation: 0
- Rejection: 0

Transfer IN:
BATIL - 1

Transfer OUT:

CUMULATIVE STATISTICS

Monthly New Registration Trends

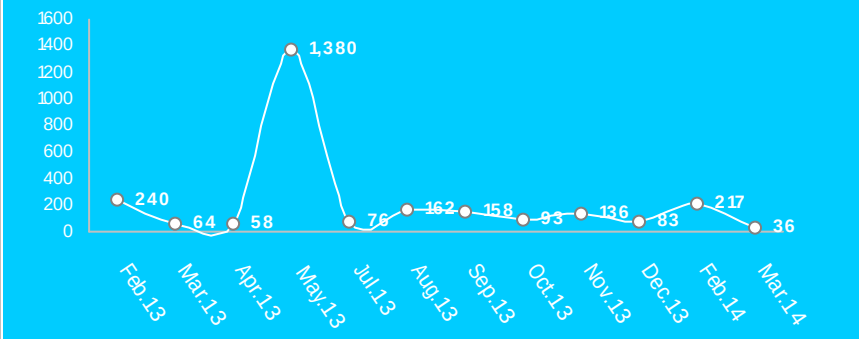

New Registrations include New Arrivals and New Births

Cumulative Gender & age breakdown

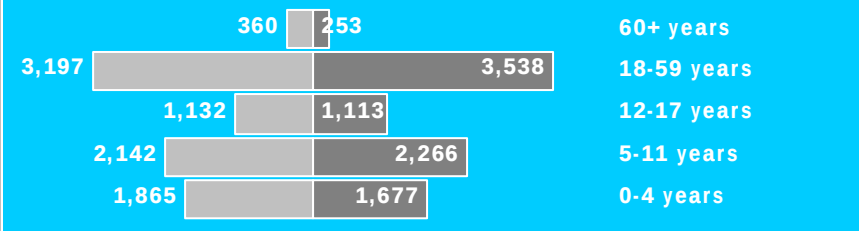

Male Female

Cumulative statistics and trends

TOTAL POPULATION REGISTERED TO DATE:
- 17,543 individuals
- 4,245 households

-Female headed households: 1,421(33%)

Cumulative statistics
From 01-Jan-14 To 15-Mar-14
New Registered Refugees: 17
New Births: 236

Transfer IN:
BATIL - 66
DORO MOBILESERVER - 9
JAMMAM - 14004

Transfer OUT:
KAYA - 24
BATIL - 9
DORO MOBILESERVER - 5

Gender & age breakdown by standard sectoral categories

Education

Age Group	M	F	Total
3-5 years	1,200	1,124	2,324
6-13 years	2,131	2,221	4,352
14-17 years	759	754	1,513

Health

Age Group	M	F	Total
0-5 months	223	195	418
6-23 months	499	451	950
24-35 months	326	311	637
36-59 months	817	720	1,537
<1 years	490	450	940
1-4 years	1,375	1,227	2,602
5-14 years	2,766	2,865	5,631
15-49 years	3,389	3,775	7,164
50+ years	676	530	1,206

CONTACT DETAILS

For specific data request, kindly contact

Juba Information Management Officer
tornieri@unhcr.org
Juba Associate Registration Officer
oot@unhcr.org

Upper Nile Registration Officer
binene@unhcr.org
Upper Nile Registration Associate
amos@unhcr.org