

WEEKLY NEW REGISTRATION
Week 14 (30-Mar-14 to 05-Apr-14)

Gender & age breakdown

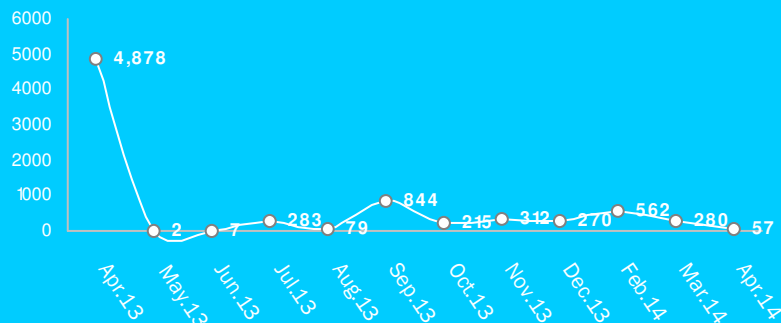


New Registrations include New Arrivals and New Births

Male Female

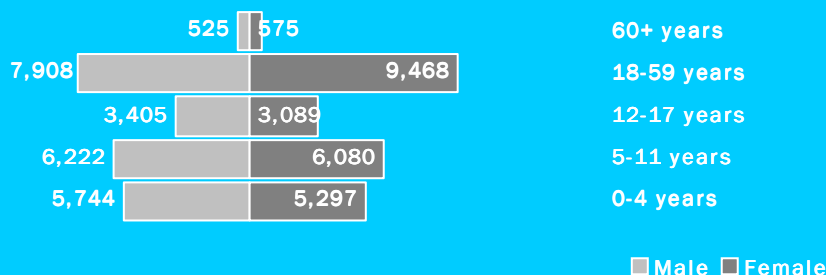
CUMULATIVE STATISTICS

Monthly New Registration Trends



New Registrations include New Arrivals and New Births

Cumulative Gender & age breakdown

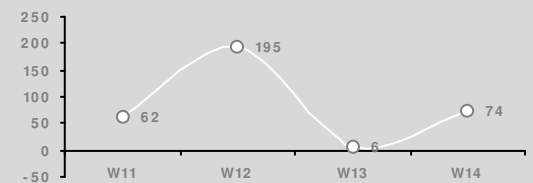


Male Female

Gender & age breakdown by standard sectoral categories

Education				Health			
Age Group	M	F	Total	Age Group	M	F	Total
3-5 years	3,477	3,288	6,765	0-5 months	568	503	1,071
6-13 years	6,508	6,250	12,758	6-23 months	1,557	1,442	2,999
14-17 years	2,089	1,889	3,978	24-35 months	1,113	1,033	2,146
				36-59 months	2,506	2,319	4,825
				<1 years	1,401	1,256	2,657
				1-4 years	4,343	4,041	8,384
				5-14 years	8,265	7,876	16,141
				15-49 years	8,695	10,195	18,890
				50+ years	1,100	1,141	2,241

Weekly New Registration Trends



New Registrations include New Arrivals and New Births

Weekly registration
(30-Mar-14 to 05-Apr-14)

TOTAL NEW REGISTRATION: 74

Newly registered HH: 9

Including

- New birth: 73 (99%)

- Minor: 73 (99%)

- Female: 46 (62%)

- Unaccompanied and separated children: 0

- Women at risk: 0

* All individuals with specific needs have been referred to concerned partners

* An individual may have more than one specific needs

INACTIVE/CLOSURE AND REACTIVATION:

- Died: 1

- Inactivation: 0

- Reactivation: 0

- Rejection: 0

Transfer IN:

Transfer OUT:

Cumulative statistics and trends

TOTAL POPULATION REGISTERED TO DATE:

- 48,313 individuals

- 12,156 households

-Female headed households: 4,961(41%)

Cumulative statistics

From 01-Jan-14 To 05-Apr-14

New Registered Refugees: 29

New Births: 870

Transfer IN:

Transfer OUT:

BATIL - 95

KAYA - 69

DORO - 30024

BATIL - 14

GENDRASSA - 5

GENDRASSA - 13

CONTACT DETAILS

For specific data request, kindly contact

Juba Information Management Officer
tornieri@unhcr.org

Upper Nile Registration Officer

binene@unhcr.org

Upper Nile Registration Associate

amos@unhcr.org