POPULATION STATISTICS AS OF 12-Apr-14 DORO

UNHCR
The UN Refugee Agency

WEEKLY NEW REGISTRATION
Week 15 (06-Apr-14 to 12-Apr-14)

Gender & age breakdown

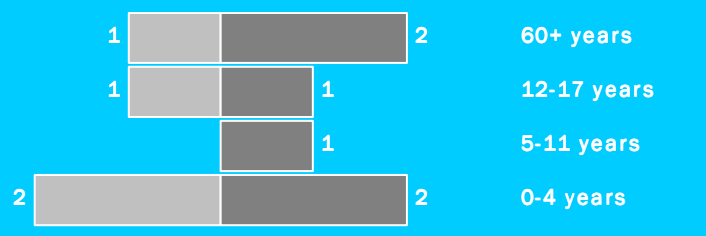

New Registrations include New Arrivals and New Births

Male Female

CUMULATIVE STATISTICS

Monthly New Registration Trends

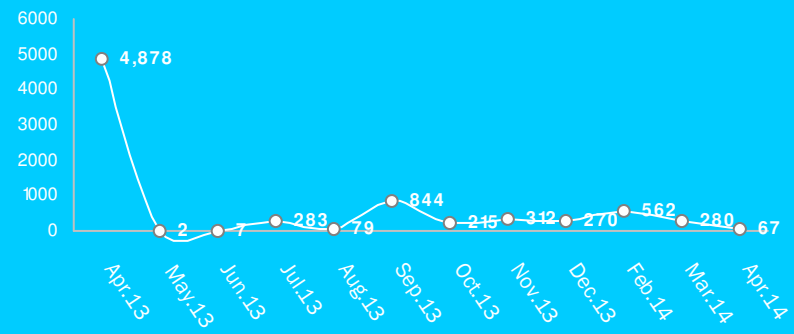

New Registrations include New Arrivals and New Births

Cumulative Gender & age breakdown

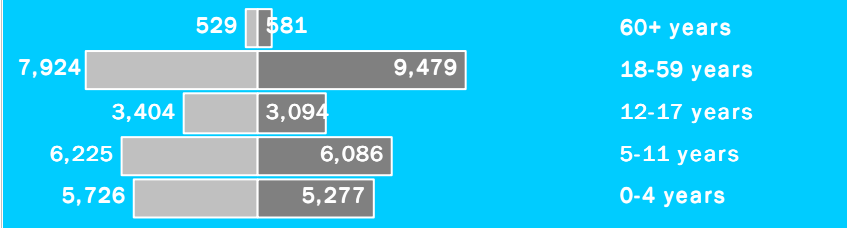

Male Female

Gender & age breakdown by standard sectoral categories

Education

Age Group	M	F	Total
3-5 years	3,491	3,301	6,792
6-13 years	6,507	6,256	12,763
14-17 years	2,095	1,891	3,986

Health

Age Group	M	F	Total
0-5 months	570	505	1,075
6-23 months	1,557	1,443	3,000
24-35 months	1,113	1,033	2,146
36-59 months	2,486	2,296	4,782
<1 years	1,371	1,244	2,615
1-4 years	4,355	4,033	8,388
5-14 years	8,266	7,887	16,153
15-49 years	8,714	10,209	18,923
50+ years	1,102	1,144	2,246

Weekly New Registration Trends

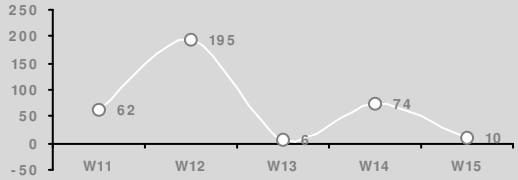

New Registrations include New Arrivals and New Births

Weekly registration
(06-Apr-14 to 12-Apr-14)

TOTAL NEW REGISTRATION: 10
Newly registered HH: 1
Including
- New birth: 3 (30%)
- Minor: 7 (70%)
- Female: 6 (60%)
- Unaccompanied and separated children: 2
- Women at risk: 0

* All individuals with specific needs have been referred to concerned partners
* An individual may have more than one specific needs

INACTIVE/CLOSURE AND REACTIVATION:
- Died: 0
- Inactivation: 0
- Reactivation: 0
- Rejection: 0

Transfer IN:
GENDRASSA - 2

Transfer OUT:

Cumulative statistics and trends

TOTAL POPULATION REGISTERED TO DATE:
- 48,325 individuals
- 12,158 households
-Female headed households: 4,962(41%)

Cumulative statistics
From 01-Jan-14 To 12-Apr-14
New Registered Refugees: 36
New Births: 873

Transfer IN:
BATIL - 95
DORO - 30024
GENDRASSA - 7

Transfer OUT:
KAYA - 69
BATIL - 14
GENDRASSA - 13

CONTACT DETAILS

For specific data request, kindly contact

Juba Information Management Officer
tornieri@unhcr.org

Upper Nile Registration Officer
binene@unhcr.org
Upper Nile Registration Associate
amos@unhcr.org