POPULATION STATISTICS AS OF 12-Apr-14 GENDRASSA

UNHCR
The UN Refugee Agency

WEEKLY NEW REGISTRATION
Week 15 (06-Apr-14 to 12-Apr-14)

Gender & age breakdown

No New Registration

New Registrations include New Arrivals and New Births

Weekly New Registration Trends

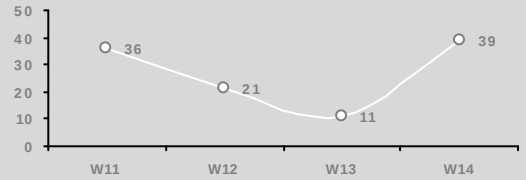

New Registrations include New Arrivals and New Births

CUMULATIVE STATISTICS

Monthly New Registration Trends

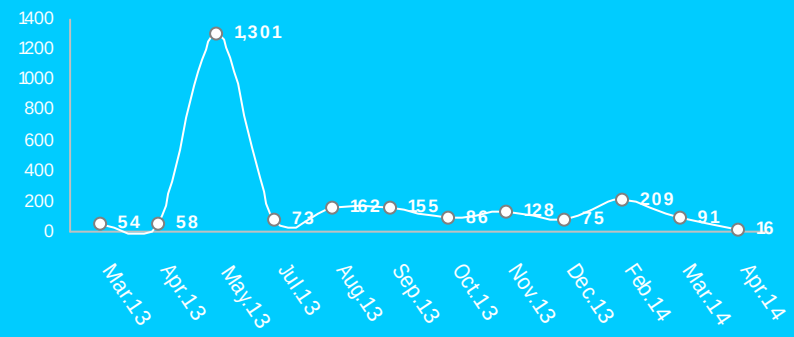

New Registrations include New Arrivals and New Births

Cumulative Gender & age breakdown

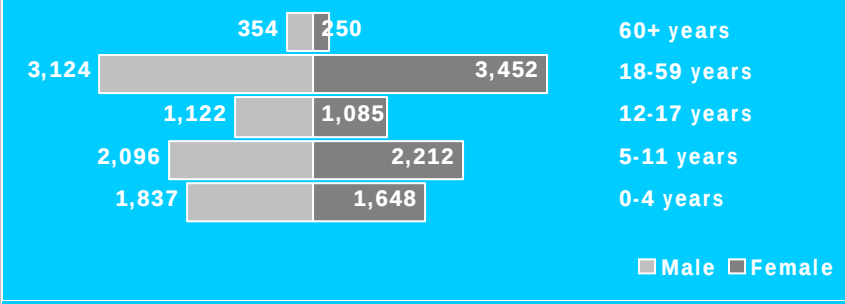

Gender & age breakdown by standard sectoral categories

Education

Age Group	M	F	Total
3-5 years	1,170	1,076	2,246
6-13 years	2,096	2,172	4,268
14-17 years	750	736	1,486

Health

Age Group	M	F	Total
0-5 months	195	180	375
6-23 months	527	474	1,001
24-35 months	317	306	623
36-59 months	798	688	1,486
<1 years	496	464	960
1-4 years	1,341	1,184	2,525
5-14 years	2,715	2,796	5,511
15-49 years	3,314	3,680	6,994
50+ years	667	523	1,190

Weekly registration
(06-Apr-14 to 12-Apr-14)

TOTAL NEW REGISTRATION: 0
Newly registered HH: 0
Including
- New birth: 0 (0%)
- Minor: 0 (0%)
- Female: 0 (0%)
- Unaccompanied and separated children: 0
- Women at risk: 0

* All individuals with specific needs have been referred to concerned partners
* An individual may have more than one specific needs

INACTIVE/CLOSURE AND REACTIVATION:
- Died: 0
- Inactivation: 0
- Reactivation: 0
- Rejection: 0

Transfer IN:

Transfer OUT:
BATIL - 1
DORO MOBILESERVER - 2

Cumulative statistics and trends

TOTAL POPULATION REGISTERED TO DATE:
- 17,180 individuals
- 4,147 households

-Female headed households: 1,392(34%)

Cumulative statistics
From 01-Jan-14 To 12-Apr-14
New Registered Refugees: 15
New Births: 301

Transfer IN:
BATIL - 74
DORO MOBILESERVER - 9
JAMMAM - 13999

Transfer OUT:
KAYA - 516
BATIL - 10
DORO MOBILESERVER - 7

CONTACT DETAILS

For specific data request, kindly contact

Juba Information Management Officer
tornieri@unhcr.org

Upper Nile Registration Officer
binene@unhcr.org
Upper Nile Registration Associate
amos@unhcr.org