POPULATION STATISTICS AS OF 14-Jun-14 YUSUF BATIL

UNHCR The UN Refugee Agency

WEEKLY NEW REGISTRATION
Week 24 (08-Jun-14 to 14-Jun-14)

Gender & age breakdown

No New Registration

New Registrations include New Arrivals and New Births

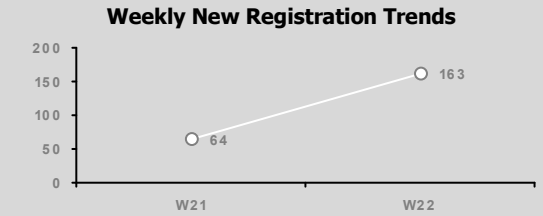

New Registrations include New Arrivals and New Births

Weekly registration
(08-Jun-14 to 14-Jun-14)

TOTAL NEW REGISTRATION: 0
Newly registered HH: 0
Including
- New birth: 0 (0%)
- Minor: 0 (0%)
- Female: 0 (0%)
- Unaccompanied and separated children: 0
- Women at risk: 0
* All individuals with specific needs have been referred to concerned partners
* An individual may have more than one specific needs

INACTIVE/CLOSURE AND REACTIVATION:
- Died: 0
- Inactivation: 0
- Reactivation: 0
- Rejection: 0

Transfer IN: Transfer OUT:

CUMULATIVE STATISTICS

Monthly New Registration Trends

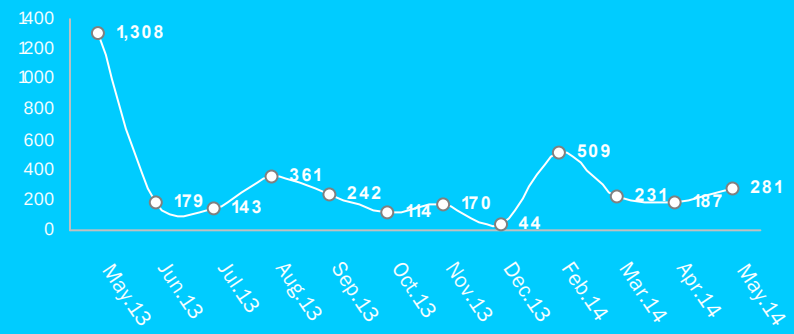

New Registrations include New Arrivals and New Births

Cumulative Gender & age breakdown



Cumulative statistics and trends

TOTAL POPULATION REGISTERED TO DATE:
- 39,366 individuals
- 9,232 households

-Female headed households: 3,114(34%)

Cumulative statistics
From 01-Jan-14 To 14-Jun-14
New Registered Refugees: 28
New Births: 1,180

Transfer IN:
DORO - 43
GENDRASSA - 7

Transfer OUT:
KAYA - 956
DORO - 174

Gender & age breakdown by standard sectoral categories

Education

Age Group	M	F	Total
3-5 years	2,614	2,537	5,151
6-13 years	5,004	4,998	10,002
14-17 years	1,724	1,523	3,247

Health

Age Group	M	F	Total
0-5 months	457	416	873
6-23 months	1,041	1,024	2,065
24-35 months	916	870	1,786
36-59 months	1,740	1,652	3,392
<1 years	1,148	1,112	2,260
1-4 years	3,006	2,850	5,856
5-14 years	6,534	6,402	12,936
15-49 years	6,989	8,156	15,145
50+ years	1,704	1,465	3,169

CONTACT DETAILS

For specific data request, kindly contact

Juba Information Management Officer
tornieri@unhcr.org
Juba Associate Registration Officer
oot@unhcr.org

Upper Nile Registration Officer
binene@unhcr.org
Upper Nile Registration Associate
amos@unhcr.org