

POPULATION STATISTICS AS OF 21-Jun-14 GENDRASSA

WEEKLY NEW REGISTRATION Week 25 (15-Jun-14 to 21-Jun-14)

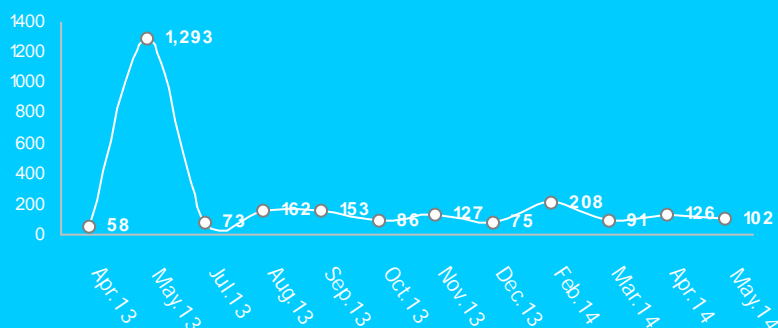
Gender & age breakdown

No New Registration

New Registrations include New Arrivals and New Births


CUMULATIVE STATISTICS

Monthly New Registration Trends



New Registrations include New Arrivals and New Births

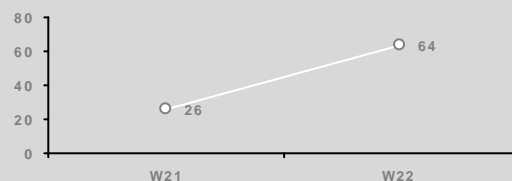
Cumulative Gender & age breakdown



Gender & age breakdown by standard sectoral categories

Education				Health			
Age Group	M	F	Total	Age Group	M	F	Total
3-5 years	1,176	1,073	2,249	0-5 months	209	197	406
6-13 years	2,087	2,172	4,259	6-23 months	579	518	1,097
14-17 years	745	733	1,478	24-35 months	346	333	679
				36-59 months	803	684	1,487
				<1 years	520	483	1,003
				1-4 years	1,417	1,249	2,666
				5-14 years	2,703	2,794	5,497
				15-49 years	3,318	3,681	6,999
				50+ years	670	523	1,193

Weekly New Registration Trends



New Registrations include New Arrivals and New Births

Weekly registration (15-Jun-14 to 21-Jun-14)

TOTAL NEW REGISTRATION: 0

Newly registered HH: 0

Including

- New birth: 0 (0%)

- Minor: 0 (0%)

- Female: 0 (0%)

- Unaccompanied and separated children: 0

- Women at risk: 0

* All individuals with specific needs have been referred to concerned partners

* An individual may have more than one specific needs

INACTIVE/CLOSURE AND REACTIVATION:

- Died: 0

- Inactivation: 0

- Reactivation: 0

- Rejection: 0

Transfer IN:

Transfer OUT:

KAYA - 4

Cumulative statistics and trends

TOTAL POPULATION REGISTERED TO DATE:

- **17,358 individuals**

- **4,145 households**

-Female headed households: 1,393(34%)

Cumulative statistics

From 01-Jan-14 To 21-Jun-14

New Registered Refugees: 32

New Births: 495

Transfer IN:

Transfer OUT:

BATIL - 78

KAYA - 564

DORO - 10

BATIL - 10

DORO - 7

CONTACT DETAILS

For specific data request, kindly contact

Juba Information Management Officer
tornieri@unhcr.org

Upper Nile Registration Officer
binene@unhcr.org
Upper Nile Registration Associate
amos@unhcr.org