POPULATION STATISTICS AS OF 05-Jul-14 DORO

UNHCR
The UN Refugee Agency

WEEKLY NEW REGISTRATION
Week 27 (29-Jun-14 to 05-Jul-14)

Gender & age breakdown

No New Registration

New Registrations include New Arrivals and New Births

CUMULATIVE STATISTICS

Monthly New Registration Trends

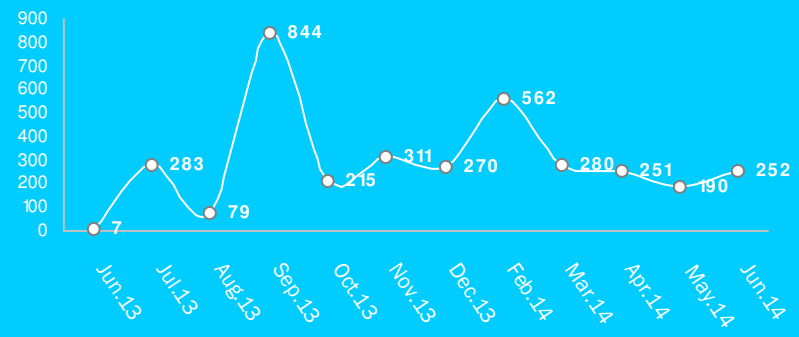

New Registrations include New Arrivals and New Births

Cumulative Gender & age breakdown



Gender & age breakdown by standard sectoral categories

Education

Age Group	M	F	Total
3-5 years	3,583	3,372	6,955
6-13 years	6,545	6,310	12,855
14-17 years	2,151	1,936	4,087

Health

Age Group	M	F	Total
0-5 months	428	404	832
6-23 months	1,775	1,614	3,389
24-35 months	1,113	1,053	2,166
36-59 months	2,541	2,363	4,904
<1 years	1,314	1,225	2,539
1-4 years	4,543	4,209	8,752
5-14 years	8,357	7,967	16,324
15-49 years	8,765	10,249	19,014
50+ years	1,110	1,150	2,260

Weekly New Registration Trends

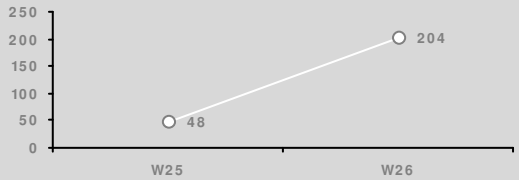

New Registrations include New Arrivals and New Births

Weekly registration
(29-Jun-14 to 05-Jul-14)

TOTAL NEW REGISTRATION: 0
Newly registered HH: 0
Including
- New birth: 0 (0%)
- Minor: 0 (0%)
- Female: 0 (0%)
- Unaccompanied and separated children: 0
- Women at risk: 0
* All individuals with specific needs have been referred to concerned partners
* An individual may have more than one specific needs

INACTIVE/CLOSURE AND REACTIVATION:
- Died: 5
- Inactivation: 0
- Reactivation: 0
- Rejection: 0

Transfer IN: Transfer OUT:

Cumulative statistics and trends

TOTAL POPULATION REGISTERED TO DATE:
- 48,889 individuals
- 12,177 households
-Female headed households: 4,976(41%)

Cumulative statistics
From 01-Jan-14 To 05-Jul-14
New Registered Refugees: 165
New Births: 1,370

Transfer IN:
BATIL - 95
GENDRASSA - 7

Transfer OUT:
KAYA - 82
BATIL - 43
GENDRASSA - 14

CONTACT DETAILS

For specific data request, kindly contact

Juba Information Management Officer
tornieri@unhcr.org

Upper Nile Registration Officer
binene@unhcr.org
Upper Nile Registration Associate
amos@unhcr.org