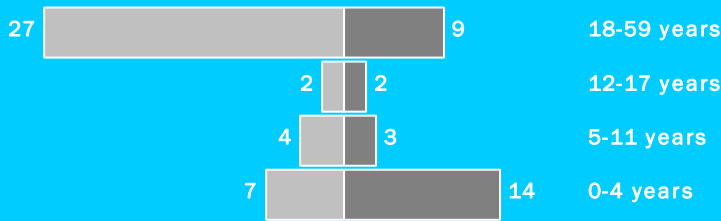


WEEKLY NEW REGISTRATION
Week 28 (06-Jul-14 to 12-Jul-14)

Gender & age breakdown



New Registrations include New Arrivals and New Births

Male Female

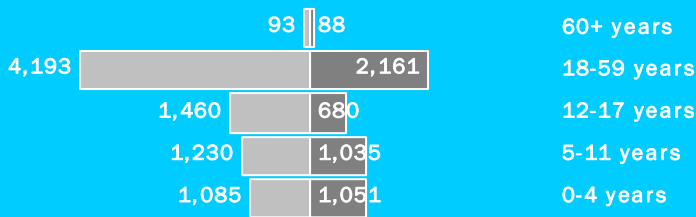
CUMULATIVE STATISTICS

Monthly New Registration Trends



New Registrations include New Arrivals and New Births

Cumulative Gender & age breakdown

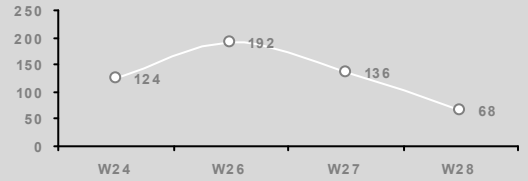


Male Female

Gender & age breakdown by standard sectoral categories

Education				Health			
Age Group	M	F	Total	Age Group	M	F	Total
3-5 years	644	637	1,281	0-5 months	112	84	196
6-13 years	1,366	1,086	2,452	6-23 months	348	308	656
14-17 years	1,108	448	1,556	24-35 months	197	202	399
				36-59 months	428	457	885
				<1 years	261	208	469
				1-4 years	824	843	1,667
				5-14 years	1,847	1,394	3,241
				15-49 years	4,910	2,402	7,312
				50+ years	219	168	387

Weekly New Registration Trends



New Registrations include New Arrivals and New Births

Weekly registration
(06-Jul-14 to 12-Jul-14)

TOTAL NEW REGISTRATION: 68
Newly registered HH: 30
Including
- New birth: 16 (24%)
- Minor: 32 (47%)
- Female: 28 (41%)
- Unaccompanied and separated children: 2
- Women at risk: 0
* All individuals with specific needs have been referred to concerned partners
* An individual may have more than one specific needs

INACTIVE/CLOSURE AND REACTIVATION:

- Died: 1
- Inactivation: 3
- Reactivation: 2
- Rejection: 0

Transfer IN:

pariang - 1
Yida - 59

Transfer OUT:

Cumulative statistics and trends

TOTAL POPULATION REGISTERED TO DATE:

- **13,076 individuals**
- **4,646 households**
- Female headed households: 1,447(31%)

Cumulative statistics

From 01-Jan-14 To 12-Jul-14
New Registered Refugees: 3,568
New Births: 189

Transfer IN:

Juba - 5
Nyeel - 938
Pariang - 566
Yida - 8353

Transfer OUT:

Yida - 4
Juba - 6

CONTACT DETAILS

For specific data request, kindly contact

Juba Associate Registration/Data Management Officer
Rannie Mitchmael Cole - coler@unhcr.org

Unity Database Administrator
Tawanda Musina - tawanda@unhcr.org