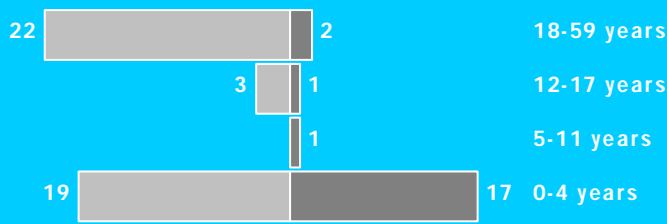


WEEKLY NEW REGISTRATION
Week 33 (10-Aug-14 to 16-Aug-14)

Gender & age breakdown

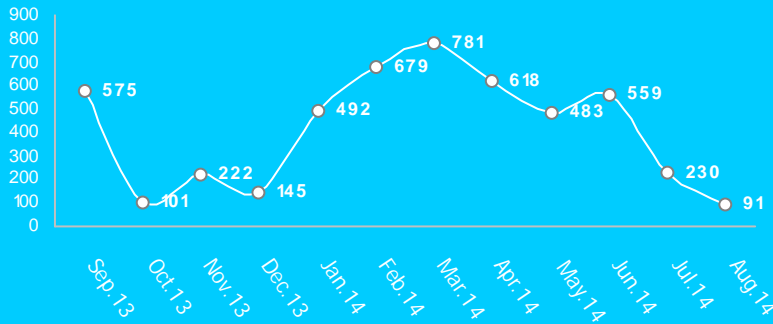


New Registrations include New Arrivals and New Births

Male Female

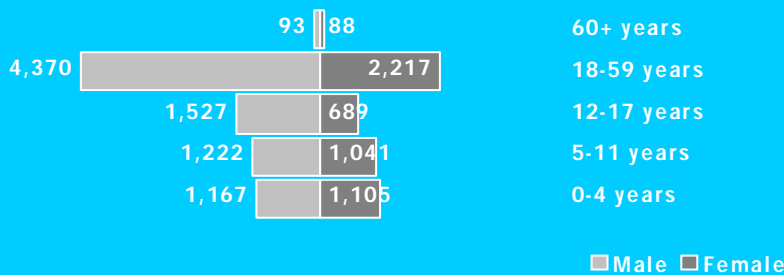
CUMULATIVE STATISTICS

Monthly New Registration Trends



New Registrations include New Arrivals and New Births

Cumulative Gender & age breakdown

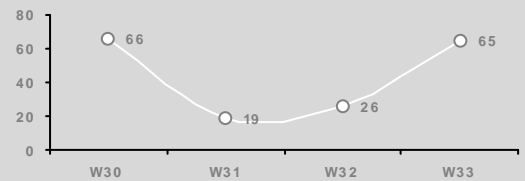


Male Female

Gender & age breakdown by standard sectoral categories

Education				Health			
Age Group	M	F	Total	Age Group	M	F	Total
3-5 years	661	652	1,313	0-5 months	124	95	219
6-13 years	1,380	1,099	2,479	6-23 months	369	323	692
14-17 years	1,167	454	1,621	24-35 months	215	212	427
				36-59 months	459	475	934
				<1 years	282	222	504
				1-4 years	885	883	1,768
				5-14 years	1,853	1,407	3,260
				15-49 years	5,138	2,459	7,597
				50+ years	221	169	390

Weekly New Registration Trends



New Registrations include New Arrivals and New Births

Weekly registration
(10-Aug-14 to 16-Aug-14)

TOTAL NEW REGISTRATION: 65

Newly registered HH: 19

Including

- New birth: 35 (54%)

- Minor: 41 (63%)

- Female: 21 (32%)

- Unaccompanied and separated children: 3

- Women at risk: 0

* All individuals with specific needs have been referred to concerned partners

* An individual may have more than one specific needs

INACTIVE/CLOSURE AND REACTIVATION:

- Died: 0

- Inactivation: 3

- Reactivation: 4

- Rejection: 0

Transfer IN:

Transfer OUT:

Pariang - 1

Yida - 66

Cumulative statistics and trends

TOTAL POPULATION REGISTERED TO DATE:

- 13,519 individuals

- 4,817 households

-Female headed households: 1,456(30%)

Cumulative statistics

From 01-Jan-14 To 16-Aug-14

New Registered Refugees: 3,691

New Births: 242

Transfer IN:

Transfer OUT:

Juba - 5

Yida - 4

Nyeel - 938

Juba - 6

Pariang - 568

Yida - 8700

CONTACT DETAILS

For specific data request, kindly contact

Juba Associate Registration/Data Management Officer
Rannie Mitchmael Cole - coler@unhcr.org

Unity Database Administrator
Tawanda Musina - tawanda@unhcr.org