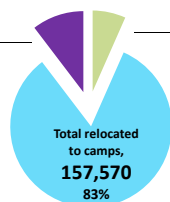


# Population profile of camps in Gambella - Post 15<sup>th</sup> December 20013 (as of 17-October-2014)

## Refugee Arrivals

**TOTAL ARRIVALS**  
**190,326**

Awaiting relocation to camps, 20,403  
11%



Missing for Relocation, 12,353  
6%

## All CAMPS in Gambella region

**Tierkidi**  
48,646  
(31%)

**Leitchuor**  
47,806  
(30%)

**Kule**  
45,990  
(29%)

**Others**  
Okugo 2,128\*  
Pugnido (Local Community) 1,274  
Nip Nip 2,888

absentees during camp registration  
**7,031**  
Kule=4,251  
Tierkidi=2,780

**AVERAGE FAMILY SIZE**  
**3.9**

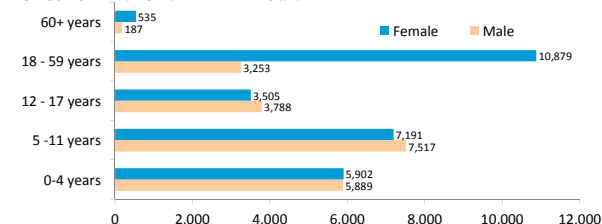
**TOTAL CAMPS population**  
**157,570**  
persons

## TIERKIDI camp

CAMP OPENED: 26 February, 2014

LEVEL 2 REGISTRATION : 100% FINISHED

### AGE COHORT AND GENDER BREAKDOWN



### AGE COHORT AND GENDER BREAKDOWN

Age Cohort	Male	Female	Total	%
0-4 years	5,889	5,902	11,791	25%
5-11 years	7,517	7,191	14,708	30%
12 - 17 years	3,788	3,505	7,293	15%
18 - 59 years	3,253	10,879	14,132	29%
60+ years	187	535	722	1%
<b>Total</b>	<b>20,634</b>	<b>28,012</b>	<b>48,646</b>	
%	42%	58%		

**AVERAGE FAMILY SIZE**  
**4**

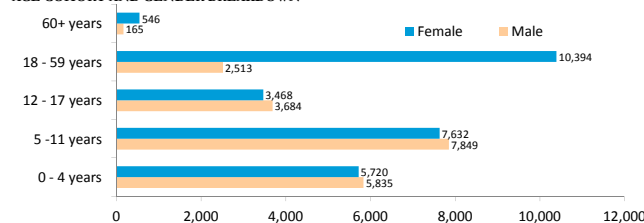
**TIERKIDI population**  
**48,646**  
persons

## LEITCHUOR camp

CAMP OPENED: 21 January, 2014

LEVEL 2 REGISTRATION : 100% FINISHED

### AGE COHORT AND GENDER BREAKDOWN



### AGE COHORT AND GENDER BREAKDOWN

Age Cohort	Male	Female	Total	%
0 - 4 years	5,835	5,720	11,555	24%
5 - 11 years	7,849	7,632	15,481	33%
12 - 17 years	3,684	3,468	7,152	15%
18 - 59 years	2,513	10,394	12,907	27%
60+ years	165	546	711	1%
<b>Total</b>	<b>20,046</b>	<b>27,760</b>	<b>47,806</b>	
%	42%	58%		

**AVERAGE FAMILY SIZE**  
**3.9**

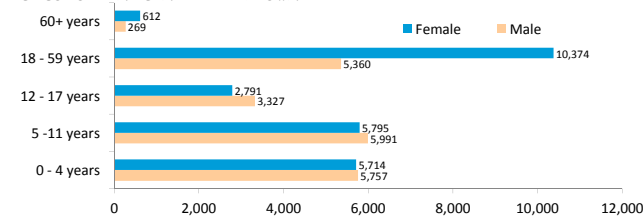
**LEITCHUOR population**  
**47,806**  
persons

## KULE camp

CAMP OPENED: 17 May, 2014

LEVEL 2 REGISTRATION : 100% FINISHED

### AGE COHORT AND GENDER BREAKDOWN



### AGE COHORT AND GENDER BREAKDOWN

Age Cohort	Male	Female	Total	%
0 - 4 years	5,757	5,714	11,471	25%
5 - 11 years	5,991	5,795	11,786	26%
12 - 17 years	3,327	2,791	6,118	13%
18 - 59 years	5,360	10,374	15,734	34%
60+ years	269	612	881	2%
<b>Total</b>	<b>20,704</b>	<b>25,286</b>	<b>45,990</b>	
%	45%	55%		

**AVERAGE FAMILY SIZE**  
**3.8**

**KULE population**  
**45,990**  
persons

## OKUGO camp\*

**AVERAGE FAMILY SIZE**

**2.7**

**OKUGO population**  
**2,128**  
persons

### AGE COHORT AND GENDER BREAKDOWN

Age Cohort	Male	Female	Total	%
0 - 4 years	258	257	515	24%
5 - 11 years	248	213	461	22%
12 - 17 years	80	96	176	8%
18 - 59 years	326	598	924	43%
60+ years	7	45	52	2%
<b>Total</b>	<b>919</b>	<b>1,209</b>	<b>2,128</b>	
%	43%	57%		

## PUGNIDO camp\*\*

### AGE COHORT AND GENDER BREAKDOWN

Age Cohort	Male	Female	Total	%
0 - 4 years	193	227	420	23%
5 - 11 years	232	254	486	27%
12 - 17 years	96	115	211	12%
18 - 59 years	205	451	656	36%
60+ years	16	18	34	2%
<b>Total</b>	<b>742</b>	<b>1,065</b>	<b>1,807</b>	
%	41%	59%		

**AVERAGE FAMILY SIZE**  
**3**

**PUGNIDO population**  
**1,807**  
persons

\*- This figure does not include the old caseload of 3,952 South Sudanese refugees registered pre 15th December 2013

\*\* - This figure does not include the old caseload of 43,213 South Sudanese refugees registered pre 15th December 2013