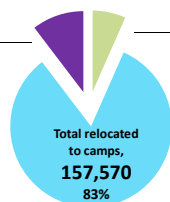


Population profile of camps in Gambella - Post 15th December 20013 (as of 24-October-2014)

Refugee Arrivals

TOTAL ARRIVALS
190,820

Awaiting relocation to camps, 20,897
11%



Missing for Relocation, 12,353
6%

All CAMPS in Gambella region

Tierkidi
48,661
(31%)

Leitchuor
47,806
(30%)

Kule
46,034
(29%)

Others
Okugo 2,129*
Pugnido 1,812*
Akula (Local Community) 1,274
Nip Nip 2,888

absentees during camp registration
6,966
Kule=4,201
Tierkidi=2,765

AVERAGE FAMILY SIZE
3.9

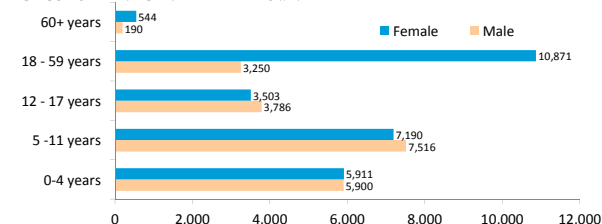
TOTAL CAMPS population
157,570
persons

TIERKIDI camp

CAMP OPENED: 26 February, 2014

LEVEL 2 REGISTRATION : 100% FINISHED

AGE COHORT AND GENDER BREAKDOWN



AGE COHORT AND GENDER BREAKDOWN

Age Cohort	Male	Female	Total	%
0-4 years	5,900	5,911	11,811	25%
5 - 11 years	7,516	7,190	14,706	30%
12 - 17 years	3,786	3,503	7,289	15%
18 - 59 years	3,250	10,871	14,121	29%
60+ years	190	544	734	2%
Total	20,642	28,019	48,661	
%	42%	58%		

AVERAGE FAMILY SIZE
4

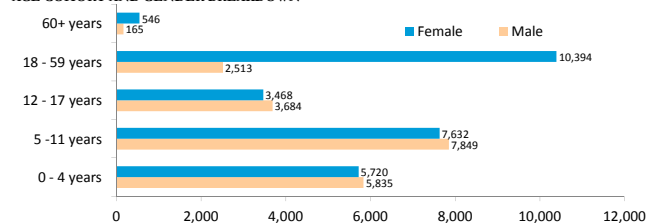
TIERKIDI population
48,661
persons

LEITCHUOR camp

CAMP OPENED: 21 January, 2014

LEVEL 2 REGISTRATION : 100% FINISHED

AGE COHORT AND GENDER BREAKDOWN



AGE COHORT AND GENDER BREAKDOWN

Age Cohort	Male	Female	Total	%
0 - 4 years	5,835	5,720	11,555	24%
5 - 11 years	7,849	7,632	15,481	33%
12 - 17 years	3,684	3,468	7,152	15%
18 - 59 years	2,513	10,394	12,907	27%
60+ years	165	546	711	1%
Total	20,046	27,760	47,806	
%	42%	58%		

AVERAGE FAMILY SIZE
3.9

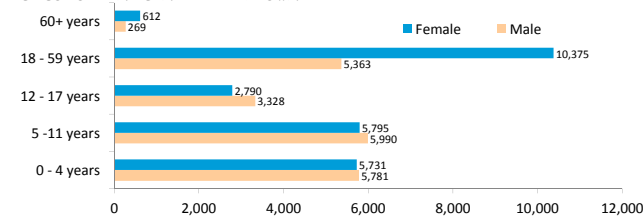
LEITCHUOR population
47,806
persons

KULE camp

CAMP OPENED: 17 May, 2014

LEVEL 2 REGISTRATION : 100% FINISHED

AGE COHORT AND GENDER BREAKDOWN



AGE COHORT AND GENDER BREAKDOWN

Age Cohort	Male	Female	Total	%
0 - 4 years	5,781	5,731	11,512	25%
5 - 11 years	5,990	5,795	11,785	26%
12 - 17 years	3,328	2,790	6,118	13%
18 - 59 years	5,363	10,375	15,738	34%
60+ years	269	612	881	2%
Total	20,731	25,303	46,034	
%	45%	55%		

AVERAGE FAMILY SIZE
3.8

KULE population
46,034
persons

OKUGO camp*

AVERAGE FAMILY SIZE

2.4

OKUGO population
2,129
persons

AGE COHORT AND GENDER BREAKDOWN

Age Cohort	Male	Female	Total	%
0 - 4 years	258	258	516	24%
5 - 11 years	248	213	461	22%
12 - 17 years	80	96	176	8%
18 - 59 years	326	598	924	43%
60+ years	7	45	52	2%
Total	919	1,210	2,129	
%	43%	57%		

PUGNIDO camp**

AGE COHORT AND GENDER BREAKDOWN

Age Cohort	Male	Female	Total	%
0 - 4 years	195	226	421	23%
5 - 11 years	232	255	487	27%
12 - 17 years	99	115	214	12%
18 - 59 years	205	451	656	36%
60+ years	16	18	34	2%
Total	747	1,065	1,812	
%	41%	59%		

AVERAGE FAMILY SIZE
3

PUGNIDO population
1,812
persons

*- This figure does not include the old caseload of 3,952 South Sudanese refugees registered pre 15th December 2013

** - This figure does not include the old caseload of 43,213 South Sudanese refugees registered pre 15th December 2013