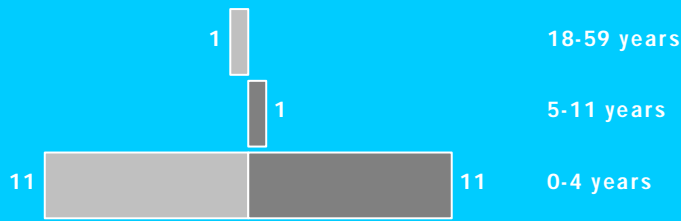


WEEKLY NEW REGISTRATION
Week 43 (19-Oct-14 to 25-Oct-14)

Gender & age breakdown

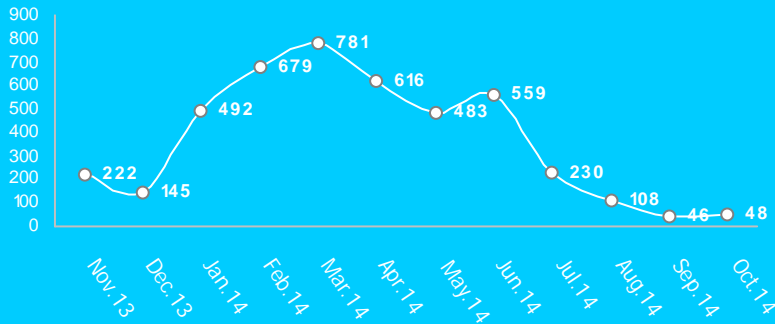


New Registrations include New Arrivals and New Births

Male Female

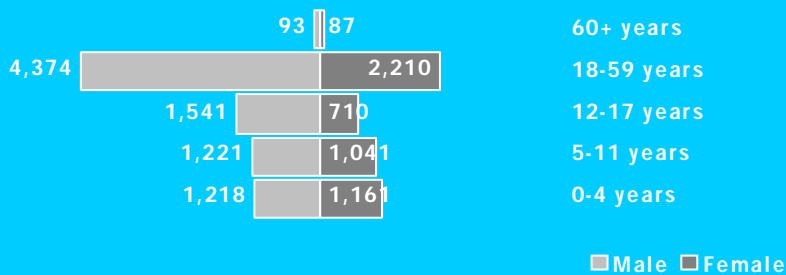
CUMULATIVE STATISTICS

Monthly New Registration Trends



New Registrations include New Arrivals and New Births

Cumulative Gender & age breakdown

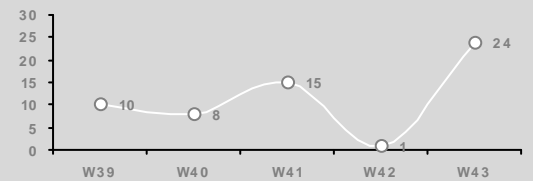


Male Female

Gender & age breakdown by standard sectoral categories

Education				Health			
Age Group	M	F	Total	Age Group	M	F	Total
3-5 years	666	657	1,323	0-5 months	117	111	228
6-13 years	1,384	1,106	2,490	6-23 months	415	344	759
14-17 years	1,175	472	1,647	24-35 months	223	222	445
				36-59 months	463	484	947
				<1 years	276	234	510
				1-4 years	942	927	1,869
				5-14 years	1,856	1,412	3,268
				15-49 years	5,152	2,468	7,620
				50+ years	221	168	389

Weekly New Registration Trends



New Registrations include New Arrivals and New Births

Weekly registration
(19-Oct-14 to 25-Oct-14)

TOTAL NEW REGISTRATION: 24

Newly registered HH: 0

Including

- New birth: 20 (83%)

- Minor: 23 (96%)

- Female: 12 (50%)

- Unaccompanied and separated children: 0

- Women at risk: 0

* All individuals with specific needs have been referred to concerned partners

* An individual may have more than one specific needs

INACTIVE/CLOSURE AND REACTIVATION:

- Died: 0

- Inactivation: 0

- Reactivation: 2

- Rejection: 0

Transfer IN:

Transfer OUT:

Yida - 0

Cumulative statistics and trends

TOTAL POPULATION REGISTERED TO DATE:

- 13,656 individuals

- 4,788 households

-Female headed households: 1,440(30%)

Cumulative statistics

From 01-Jan-14 To 25-Oct-14

New Registered Refugees: 3,697

New Births: 345

Transfer IN:

Transfer OUT:

Juba Mobile Server - 5

Yida - 4

Nyeel - 938

Juba - 6

Pariang - 568

Yida - 8733

CONTACT DETAILS

For specific data request, kindly contact

Juba Associate Registration/Data Management Officer
Rannie Mitchmael Cole - coler@unhcr.org

Unity Database Administrator
Tawanda Musina - tawanda@unhcr.org