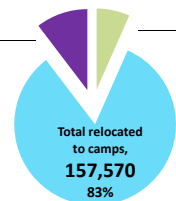


**Refugee Arrivals**

**TOTAL ARRIVALS**  
**191,086**

Awaiting relocation to camps, 21,163  
11%



Missing for Relocation, 12,353  
6%

**All CAMPS in Gambella region**

**Tierkidi**  
48,783  
(31%)

**Leitchuor**  
47,806  
(30%)

**Kule**  
46,021  
(29%)

**Others**  
Okugo 2,133\*  
Pugnido 1,816\*\*  
Akula (Local Community) 1,274  
Nip Nip 2,888

absentees during camp registration  
**6,849**  
Kule=4,087  
Tierkidi=2,762

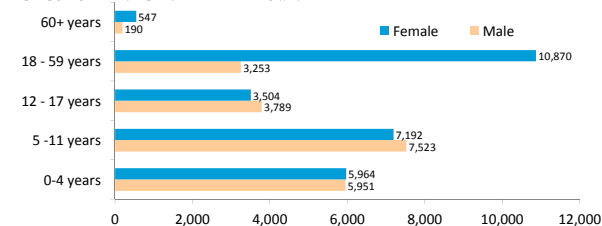
**AVERAGE FAMILY SIZE**  
**3.9**

**TOTAL CAMPS population**  
**157,570**  
persons

**TIERKIDI camp**

CAMP OPENED: 26 February, 2014      LEVEL 2 REGISTRATION : 100% FINISHED

AGE COHORT AND GENDER BREAKDOWN



AGE COHORT AND GENDER BREAKDOWN

Age Cohort	Male	Female	Total	%
0-4 years	5,951	5,964	11,915	25%
5 - 11 years	7,523	7,192	14,715	30%
12 - 17 years	3,789	3,504	7,293	15%
18 - 59 years	3,253	10,870	14,123	29%
60+ years	190	547	737	2%
<b>Total</b>	<b>20,706</b>	<b>28,077</b>	<b>48,783</b>	
%	42%	58%		

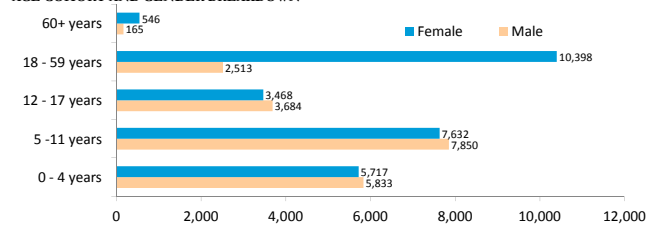
**AVERAGE FAMILY SIZE**  
**4**

**TIERKIDI population**  
**48,783**  
persons

**LEITCHUOR camp**

CAMP OPENED: 21 January, 2014      LEVEL 2 REGISTRATION : 100% FINISHED

AGE COHORT AND GENDER BREAKDOWN



AGE COHORT AND GENDER BREAKDOWN

Age Cohort	Male	Female	Total	%
0 - 4 years	5,833	5,717	11,550	24%
5 - 11 years	7,850	7,632	15,482	33%
12 - 17 years	3,684	3,468	7,152	15%
18 - 59 years	2,513	10,398	12,911	27%
60+ years	165	546	711	1%
<b>Total</b>	<b>20,045</b>	<b>27,761</b>	<b>47,806</b>	
%	42%	58%		

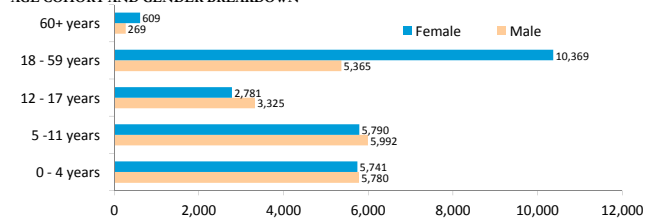
**AVERAGE FAMILY SIZE**  
**3.9**

**LEITCHUOR population**  
**47,806**  
persons

**KULE camp**

CAMP OPENED: 17 May, 2014      LEVEL 2 REGISTRATION : 100% FINISHED

AGE COHORT AND GENDER BREAKDOWN



AGE COHORT AND GENDER BREAKDOWN

Age Cohort	Male	Female	Total	%
0 - 4 years	5,780	5,741	11,521	25%
5 - 11 years	5,992	5,790	11,782	26%
12 - 17 years	3,325	2,781	6,106	13%
18 - 59 years	5,365	10,369	15,734	34%
60+ years	269	609	878	2%
<b>Total</b>	<b>20,731</b>	<b>25,290</b>	<b>46,021</b>	
%	45%	55%		

**AVERAGE FAMILY SIZE**  
**3.8**

**KULE population**  
**46,021**  
persons

**OKUGO camp\***

**PUGNIDO camp\*\***

**AVERAGE FAMILY SIZE**

**2.7**

**OKUGO population**

**2,133**  
persons

AGE COHORT AND GENDER BREAKDOWN

Age Cohort	Male	Female	Total	%
0 - 4 years	258	259	517	24%
5 - 11 years	249	213	462	22%
12 - 17 years	80	96	176	8%
18 - 59 years	326	599	925	43%
60+ years	8	45	53	2%
<b>Total</b>	<b>921</b>	<b>1,212</b>	<b>2,133</b>	
%	43%	57%		

AGE COHORT AND GENDER BREAKDOWN

Age Cohort	Male	Female	Total	%
0 - 4 years	191	230	421	23%
5 - 11 years	237	254	491	27%
12 - 17 years	101	119	220	12%
18 - 59 years	204	448	652	36%
60+ years	14	18	32	2%
<b>Total</b>	<b>747</b>	<b>1,069</b>	<b>1,816</b>	
%	41%	59%		

**AVERAGE FAMILY SIZE**  
**3**

**PUGNIDO population**  
**1,816**  
persons

\*- This figure does not include the old caseload of 3,952 South Sudanese refugees registered pre 15th December 2013

\*\*- This figure does not include the old caseload of 43,213 South Sudanese refugees registered pre 15th December 2013