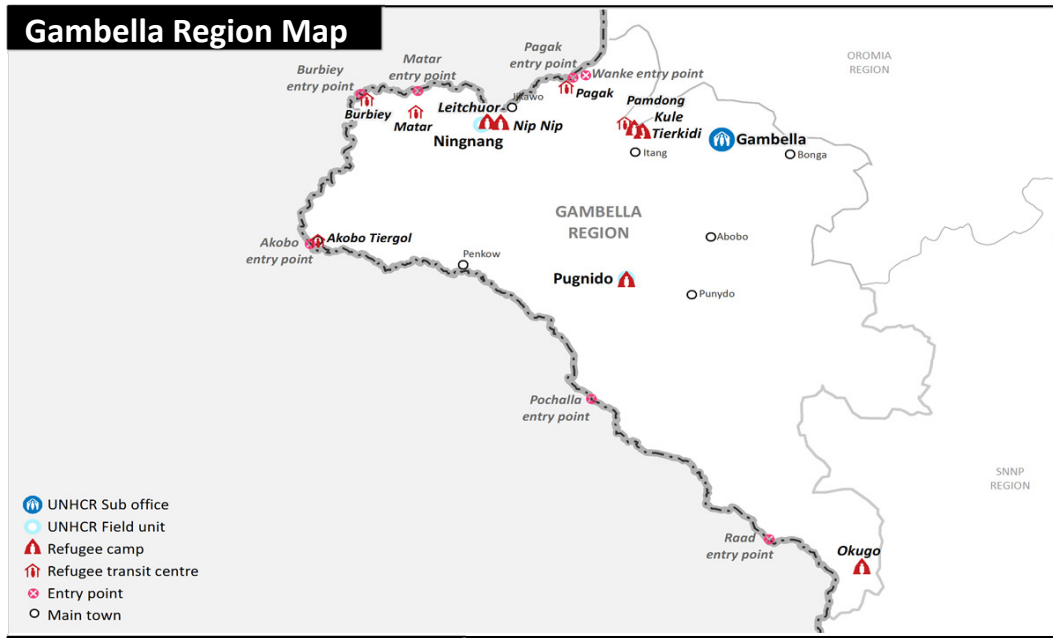


South Sudanese new arrivals in Gambella - Post 15th December 2013 (as of 18-Nov-2014)



TOTAL ARRIVALS

191,359 *
persons

AVERAGE ARRIVALS per day since start of 2014

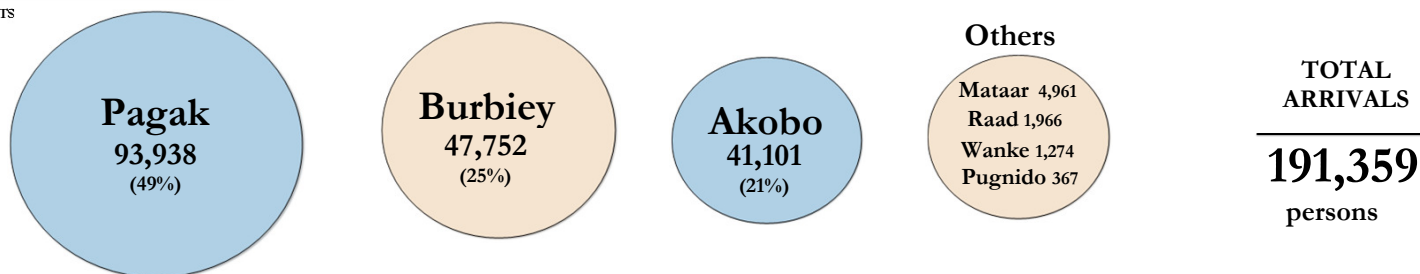
596
persons

AVERAGE ARRIVALS per day since last week

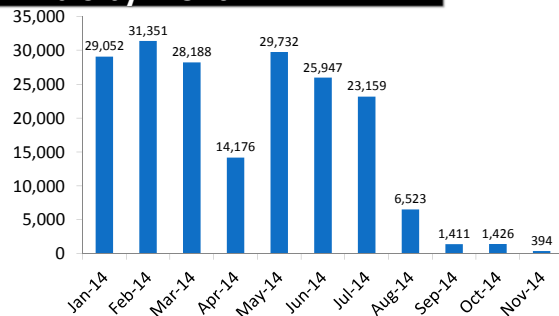
97
persons

Breakdown by entry points

New ARRIVALS BY ENTRY POINTS



Arrivals by Month



Arrivals Relocation Statistics

TOTAL ARRIVALS

191,359
Persons

Missing for Relocation



12,353**
(6%)

TOTAL RELOCATED to camps

157,695
(83%)

AWAITING RELOCATION to camps

21,311
(11%)

Burbiey (in transit at Mataar) = 9,557
Akobo (in transit at Matar) = 3,298
Pagak = 5,989
Pamdong = 2,467

*- This figure does not include the old caseload of 57,165 South Sudanese refugees registered pre 15th December 2013 [Breakdown: Pugnido = 43,213; Okugo = 3,952; Wanthowa- estimated 10,000]

* - In addition to 191359 South Sudanese refugees in Gambella region, there are 8,746 refugees at the camps in Assosa [Breakdown: Pre 15th Dec 2013 = 6,161; Post 15th Dec 2013 = 2,585]

** - Interviews with some refugees indicate that those with large livestock herds as well as traders and other categories were unwilling to move from border entry locations.