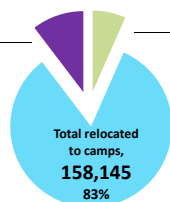


# Population profile of camps in Gambella - Post 15<sup>th</sup> December 20013 (as of 21-November-2014)

## Refugee Arrivals

**TOTAL ARRIVALS**  
**191,359**

Awaiting relocation to camps, 20,861  
11%



Missing for Relocation, 12,353  
6%

## All CAMPS in Gambella region

**Tierkidi**  
48,783  
(31%)

**Leitchuor**  
47,806  
(30%)

**Kule**  
46,040  
(29%)

**Others**  
Okugo 2,134\*  
Pugnido 2493\*  
Akula (Local Community) 1,274  
Nip Nip 2,888

absentees during camp registration  
**6,727**  
Kule=4,062  
Tierkidi=2,665

**AVERAGE FAMILY SIZE**  
**3.9**

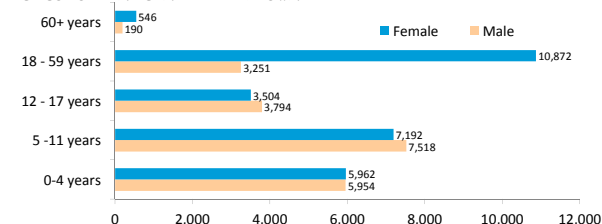
**TOTAL CAMPS population**  
**158,145**  
persons

## TIERKIDI camp

CAMP OPENED: 26 February, 2014

LEVEL 2 REGISTRATION : 100% FINISHED

### AGE COHORT AND GENDER BREAKDOWN



### AGE COHORT AND GENDER BREAKDOWN

Age Cohort	Male	Female	Total	%
0-4 years	5,954	5,962	11,916	25%
5 - 11 years	7,518	7,192	14,710	30%
12 - 17 years	3,794	3,504	7,298	15%
18 - 59 years	3,251	10,872	14,123	29%
60+ years	190	546	736	2%
<b>Total</b>	<b>20,707</b>	<b>28,076</b>	<b>48,783</b>	
%	42%	58%		

**AVERAGE FAMILY SIZE**  
**4**

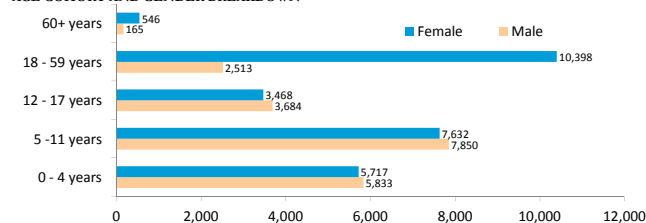
**TIERKIDI population**  
**48,783**  
persons

## LEITCHUOR camp

CAMP OPENED: 21 January, 2014

LEVEL 2 REGISTRATION : 100% FINISHED

### AGE COHORT AND GENDER BREAKDOWN



### AGE COHORT AND GENDER BREAKDOWN

Age Cohort	Male	Female	Total	%
0 - 4 years	5,833	5,717	11,550	24%
5 - 11 years	7,850	7,632	15,482	33%
12 - 17 years	3,684	3,468	7,152	15%
18 - 59 years	2,513	10,398	12,911	27%
60+ years	165	546	711	1%
<b>Total</b>	<b>20,045</b>	<b>27,761</b>	<b>47,806</b>	
%	42%	58%		

**AVERAGE FAMILY SIZE**  
**3.9**

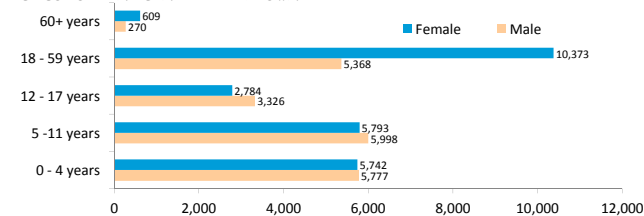
**LEITCHUOR population**  
**47,806**  
persons

## KULE camp

CAMP OPENED: 17 May, 2014

LEVEL 2 REGISTRATION : 100% FINISHED

### AGE COHORT AND GENDER BREAKDOWN



### AGE COHORT AND GENDER BREAKDOWN

Age Cohort	Male	Female	Total	%
0 - 4 years	5,777	5,742	11,519	25%
5 - 11 years	5,998	5,793	11,791	26%
12 - 17 years	3,326	2,784	6,110	13%
18 - 59 years	5,368	10,373	15,741	34%
60+ years	270	609	879	2%
<b>Total</b>	<b>20,739</b>	<b>25,301</b>	<b>46,040</b>	
%	45%	55%		

**AVERAGE FAMILY SIZE**  
**3.8**

**KULE population**  
**46,040**  
persons

## OKUGO camp\*

**AVERAGE FAMILY SIZE**

**2.5**

**OKUGO population**  
**2,134**  
persons

### AGE COHORT AND GENDER BREAKDOWN

Age Cohort	Male	Female	Total	%
0 - 4 years	258	259	517	24%
5 - 11 years	250	213	463	22%
12 - 17 years	81	96	177	8%
18 - 59 years	324	600	924	43%
60+ years	8	45	53	2%
<b>Total</b>	<b>921</b>	<b>1,213</b>	<b>2,134</b>	
%	43%	57%		

## PUGNIDO camp\*\*

### AGE COHORT AND GENDER BREAKDOWN

Age Cohort	Male	Female	Total	%
0 - 4 years	257	305	563	23%
5 - 11 years	311	342	652	26%
12 - 17 years	134	157	291	12%
18 - 59 years	335	608	944	38%
60+ years	19	23	43	2%
<b>Total</b>	<b>1,057</b>	<b>1,436</b>	<b>2,493</b>	
%	42%	58%		

**AVERAGE FAMILY SIZE**  
**3**

**PUGNIDO population**  
**2,493**  
persons

\*- This figure does not include the old caseload of 3,952 South Sudanese refugees registered pre 15th December 2013

\*\* - This figure does not include the old caseload of 43,213 South Sudanese refugees registered pre 15th December 2013