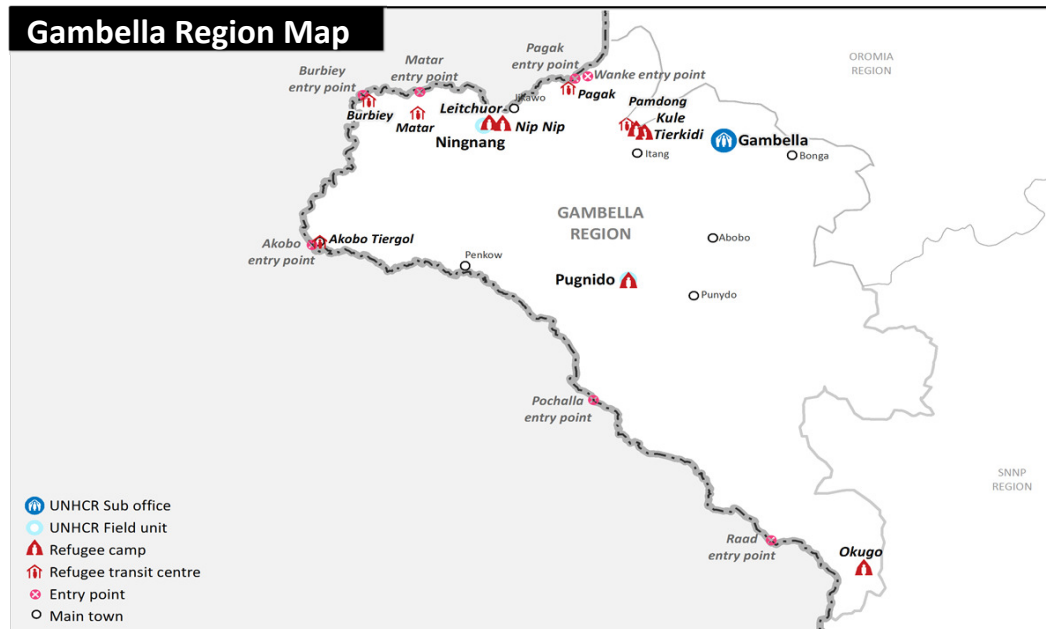


# South Sudanese new arrivals in Gambella - Post 15<sup>th</sup> December 2013 (as of 25-Nov-2014)

## Gambella Region Map



## TOTAL ARRIVALS

**191,369 \***  
persons

AVERAGE  
ARRIVALS per day  
since start of 2014

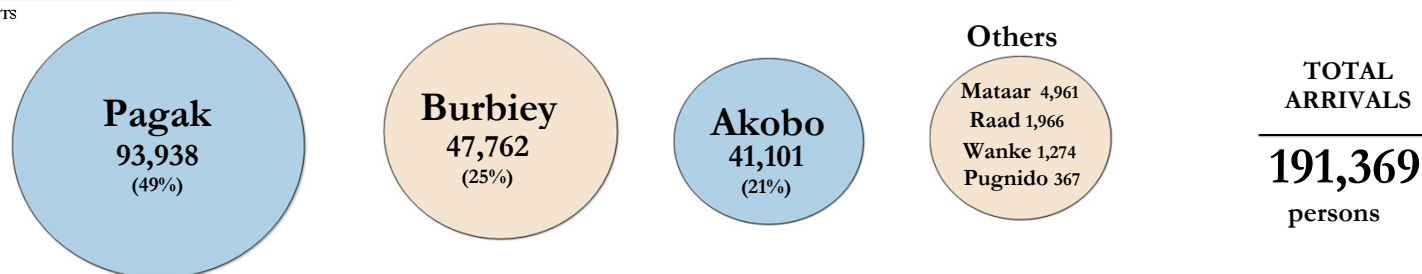
**583**  
persons

AVERAGE  
ARRIVALS per day  
since last week

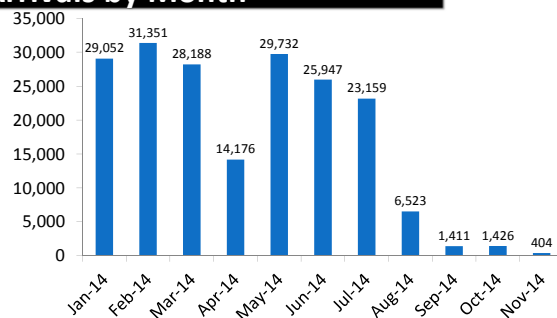
**97**  
persons

## Breakdown by entry points

New ARRIVALS BY ENTRY POINTS



## Arrivals by Month



## Arrivals Relocation Statistics

TOTAL  
ARRIVALS

**191,369**  
Persons

Missing for  
Relocation



12,353\*\*  
(6%)

TOTAL  
RELOCATED  
to camps

**159,419**  
(84%)

AWAITING  
RELOCATION  
to camps

**19,597**  
(10%)

Burbiey (in transit at Mataar) = 7,843  
Akobo (in transit at Matar) = 3,298  
Pagak = 5,989  
Pamdong = 2,467

\*- This figure does not include the old caseload of 57,165 South Sudanese refugees registered pre 15th December 2013 [Breakdown: Pugnido = 43,213; Okugo = 3,952; Wanthowa- estimated 10,000]

\* - In addition to 191369 South Sudanese refugees in Gambella region, there are 8,746 refugees at the camps in Assosa [Breakdown: Pre 15th Dec 2013 = 6,161; Post 15th Dec 2013 = 2,585]

\*\* - Interviews with some refugees indicate that those with large livestock herds as well as traders and other categories were unwilling to move from border entry locations.