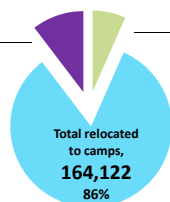


Population profile of camps in Gambella - Post 15th December 20013 (as of 12-December-2014)

Refugee Arrivals

TOTAL ARRIVALS
191,549

Awaiting relocation to camps, 15,074
8%



Missing for Relocation, 12,353
6%

All CAMPS in Gambella region

Tierkidi
49,069
(30%)

Leitchuor
47,733
(29%)

Kule
46,111
(28%)

Others
Pugnido 8467**
Okugo 2,156*
Akula (Local Community) 1,274
Nip Nip 2,888

absentees during camp registration
6,424
Kule=3,906
Tierkidi=2,518

AVERAGE FAMILY SIZE
3.9

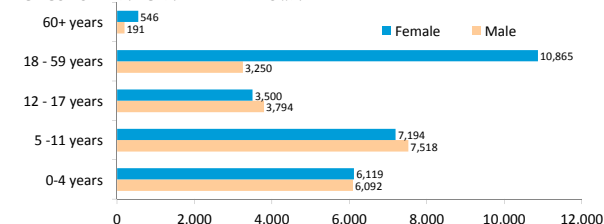
TOTAL CAMPS population
164,122
persons

TIERKIDI camp

CAMP OPENED: 26 February, 2014

LEVEL 2 REGISTRATION : 100% FINISHED

AGE COHORT AND GENDER BREAKDOWN



AGE COHORT AND GENDER BREAKDOWN

Age Cohort	Male	Female	Total	%
0-4 years	6,092	6,119	12,211	25%
5-11 years	7,518	7,194	14,712	30%
12-17 years	3,794	3,500	7,294	15%
18-59 years	3,250	10,865	14,115	29%
60+ years	191	546	737	1%
Total	20,845	28,224	49,069	
%	42%	58%		

AVERAGE FAMILY SIZE
4

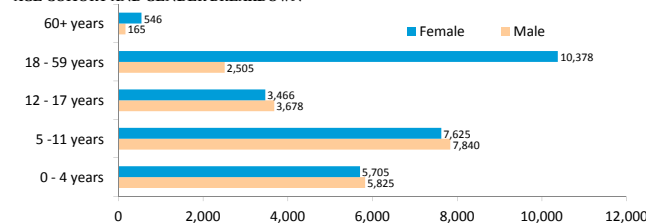
TIERKIDI population
49,069
persons

LEITCHUOR camp

CAMP OPENED: 21 January, 2014

LEVEL 2 REGISTRATION : 100% FINISHED

AGE COHORT AND GENDER BREAKDOWN



AGE COHORT AND GENDER BREAKDOWN

Age Cohort	Male	Female	Total	%
0-4 years	5,825	5,705	11,530	24%
5-11 years	7,840	7,625	15,465	33%
12-17 years	3,678	3,466	7,144	15%
18-59 years	2,505	10,378	12,883	27%
60+ years	165	546	711	1%
Total	20,013	27,720	47,733	
%	42%	58%		

AVERAGE FAMILY SIZE
3.9

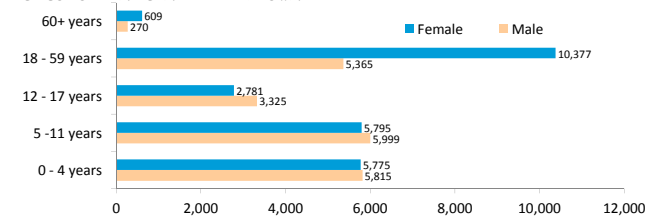
LEITCHUOR population
47,733
persons

KULE camp

CAMP OPENED: 17 May, 2014

LEVEL 2 REGISTRATION : 100% FINISHED

AGE COHORT AND GENDER BREAKDOWN



AGE COHORT AND GENDER BREAKDOWN

Age Cohort	Male	Female	Total	%
0-4 years	5,815	5,775	11,590	25%
5-11 years	5,999	5,795	11,794	26%
12-17 years	3,325	2,781	6,106	13%
18-59 years	5,365	10,377	15,742	34%
60+ years	270	609	879	2%
Total	20,774	25,337	46,111	
%	45%	55%		

AVERAGE FAMILY SIZE
3.8

KULE population
46,111
persons

OKUGO camp*

AVERAGE FAMILY SIZE
2.5

OKUGO population
2,156
persons

AGE COHORT AND GENDER BREAKDOWN

Age Cohort	Male	Female	Total	%
0-4 years	255	259	514	24%
5-11 years	256	216	472	22%
12-17 years	82	97	179	8%
18-59 years	334	603	937	43%
60+ years	9	45	54	3%
Total	936	1,220	2,156	
%	43%	57%		

PUGNIDO camp** (extrapolated data)

LEVEL 2 REGISTRATION : 60% FINISHED

AGE COHORT AND GENDER BREAKDOWN

Age Cohort	Male	Female	Total	%
0-4 years	952	1,011	1,963	24%
5-11 years	1,118	1,073	2,191	26%
12-17 years	687	498	1,185	14%
18-59 years	1,165	1,837	3,002	35%
60+ years	50	77	126	1%
Total	3,971	4,496	8,467	
%	47%	53%		

AVERAGE FAMILY SIZE
3.2

PUGNIDO population
8,467
persons

*- This figure does not include the old caseload of 3,976 South Sudanese refugees registered pre 15th December 2013

** - This figure does not include the old caseload of 43,177 South Sudanese refugees registered pre 15th December 2013. The breakdown of 8467 = New arrivals in Pugnido:1921 + New Arrivals relocated from Matar and Pagak:6546