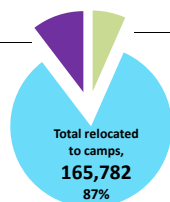


Population profile of camps in Gambella - Post 15th December 20013 (as of 26-December-2014)

Refugee Arrivals

TOTAL ARRIVALS
191,686

Awaiting relocation to camps, 13,551
7%



Missing for Relocation, 12,353
6%

All CAMPS in Gambella region

Tierkidi
49,066
(30%)

Leitchuor
47,726
(29%)

Kule
46,123
(28%)

Others
Pugnido 10,137**
Okugo 2,180*
Akula (Local Community) 1,274
Nip Nip 2,888

absentees during camp registration
6,388
Kule=3,870
Tierkidi=2,518

AVERAGE FAMILY SIZE
3.8

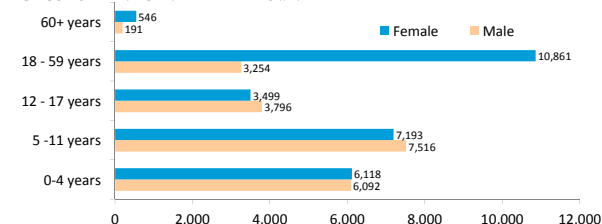
TOTAL CAMPS population
165,782
persons

TIERKIDI camp

CAMP OPENED: 26 February, 2014

LEVEL 2 REGISTRATION : 100% FINISHED

AGE COHORT AND GENDER BREAKDOWN



AGE COHORT AND GENDER BREAKDOWN

Age Cohort	Male	Female	Total	%
0-4 years	6,092	6,118	12,210	25%
5-11 years	7,516	7,193	14,709	30%
12-17 years	3,796	3,499	7,295	15%
18-59 years	3,254	10,861	14,115	29%
60+ years	191	546	737	1%
Total	20,849	28,217	49,066	
%	42%	58%		

AVERAGE FAMILY SIZE
4

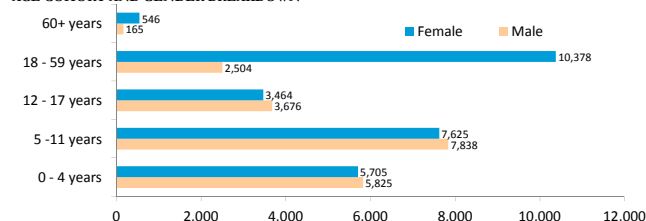
TIERKIDI population
49,066
persons

LEITCHUOR camp

CAMP OPENED: 21 January, 2014

LEVEL 2 REGISTRATION : 100% FINISHED

AGE COHORT AND GENDER BREAKDOWN



AGE COHORT AND GENDER BREAKDOWN

Age Cohort	Male	Female	Total	%
0-4 years	5,825	5,705	11,530	24%
5-11 years	7,838	7,625	15,463	33%
12-17 years	3,676	3,464	7,140	15%
18-59 years	2,504	10,378	12,882	27%
60+ years	165	546	711	1%
Total	20,008	27,718	47,726	
%	42%	58%		

AVERAGE FAMILY SIZE
3.9

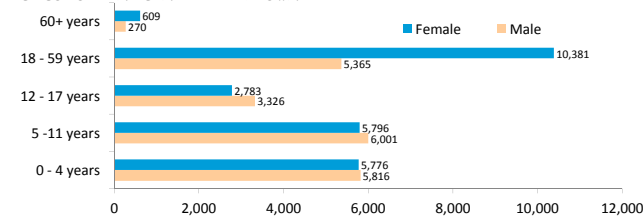
LEITCHUOR population
47,726
persons

KULE camp

CAMP OPENED: 17 May, 2014

LEVEL 2 REGISTRATION : 100% FINISHED

AGE COHORT AND GENDER BREAKDOWN



AGE COHORT AND GENDER BREAKDOWN

Age Cohort	Male	Female	Total	%
0-4 years	5,816	5,776	11,592	25%
5-11 years	6,001	5,796	11,797	26%
12-17 years	3,326	2,783	6,109	13%
18-59 years	5,365	10,381	15,746	34%
60+ years	270	609	879	2%
Total	20,778	25,345	46,123	
%	45%	55%		

AVERAGE FAMILY SIZE
3.8

KULE population
46,123
persons

OKUGO camp*

AVERAGE FAMILY SIZE
2.5

OKUGO population
2,180
persons

AGE COHORT AND GENDER BREAKDOWN

Age Cohort	Male	Female	Total	%
0-4 years	259	261	520	24%
5-11 years	261	216	477	22%
12-17 years	82	98	180	8%
18-59 years	338	609	947	43%
60+ years	9	47	56	3%
Total	949	1,231	2,180	
%	44%	56%		

PUGNIDO camp** (extrapolated data)

LEVEL 2 REGISTRATION : 89% FINISHED

AGE COHORT AND GENDER BREAKDOWN

Age Cohort	Male	Female	Total	%
0-4 years	1,298	1,381	2,679	24%
5-11 years	1,383	1,267	2,650	26%
12-17 years	803	564	1,367	13%
18-59 years	1,167	2,128	3,295	33%
60+ years	45	100	145	1%
Total	4,696	5,441	10,137	
%	46%	54%		

AVERAGE FAMILY SIZE
3.3

PUGNIDO population
10,137
persons

*- This figure does not include the old caseload of 3,976 South Sudanese refugees registered pre 15th December 2013

** - This figure does not include the old caseload of 43,177 South Sudanese refugees registered pre 15th December 2013. The breakdown of 10137 = New arrivals in Pugnido:1931 + New Arrivals relocated from Matar, Pagak and Pamdong:8206