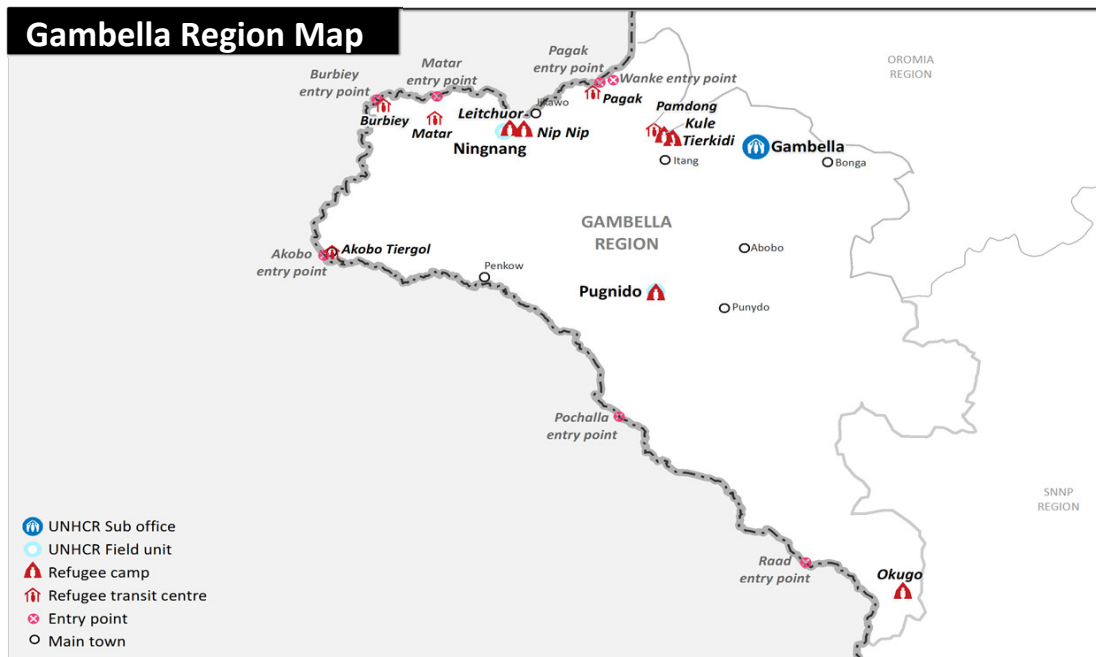


# South Sudanese new arrivals in Gambella - Post 15<sup>th</sup> December 2013 (as of 02-January-2015)

## Gambella Region Map



## TOTAL ARRIVALS

**191,698 \***  
persons

AVERAGE  
ARRIVALS per day  
since start of 2014

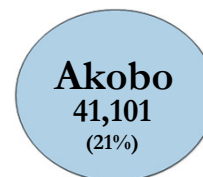
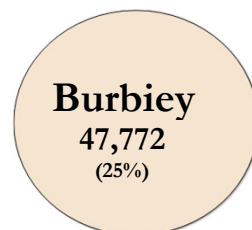
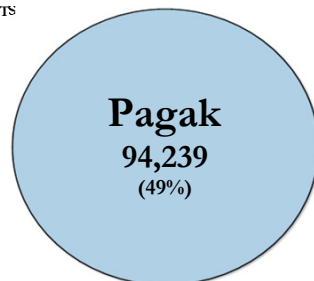
**524**  
persons

AVERAGE  
ARRIVALS per day  
since last week

**70**  
persons

## Breakdown by entry points

New ARRIVALS BY ENTRY POINTS



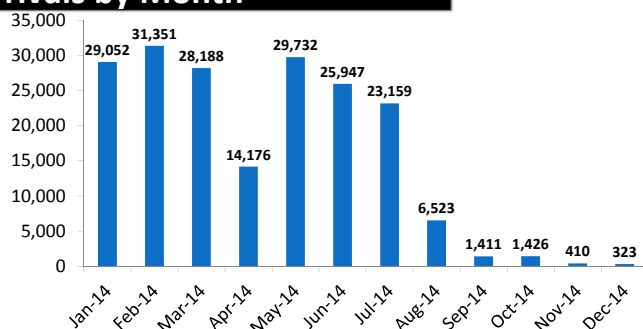
## Others

Mataar 4,961  
Raad 1,984  
Wanke 1,274  
Pugnido 367

## TOTAL ARRIVALS

**191,698**  
persons

## Arrivals by Month



## Arrivals Relocation Statistics

### TOTAL ARRIVALS

**191,698**  
Persons

### Missing for Relocation



12,353\*\*  
(6%)

### TOTAL RELOCATED to camps

**165,794**  
(87%)

### AWAITING RELOCATION to camps

**13,551**  
(7%)

Burbiey (in transit at Mataar) = 5,124  
Akobo (in transit at Matar) = 1,369  
Pagak = 5,012  
Pamdong = 2,046

\*- This figure does not include the old caseload of 57,180 South Sudanese refugees registered pre 15th December 2013 [Breakdown: Pugnido = 43,177; Okuga = 4,003, Wanthowa- estimated 10,000]

\* - In addition to 191698 South Sudanese refugees in Gambella region, there are 8,763 refugees at the camps in Assosa [Breakdown: Pre 15th Dec 2013 = 6,161; Post 15th Dec 2013 = 2,602]

\*\* - Interviews with some refugees indicate that those with large livestock herds as well as traders and other categories were unwilling to move from border entry locations.