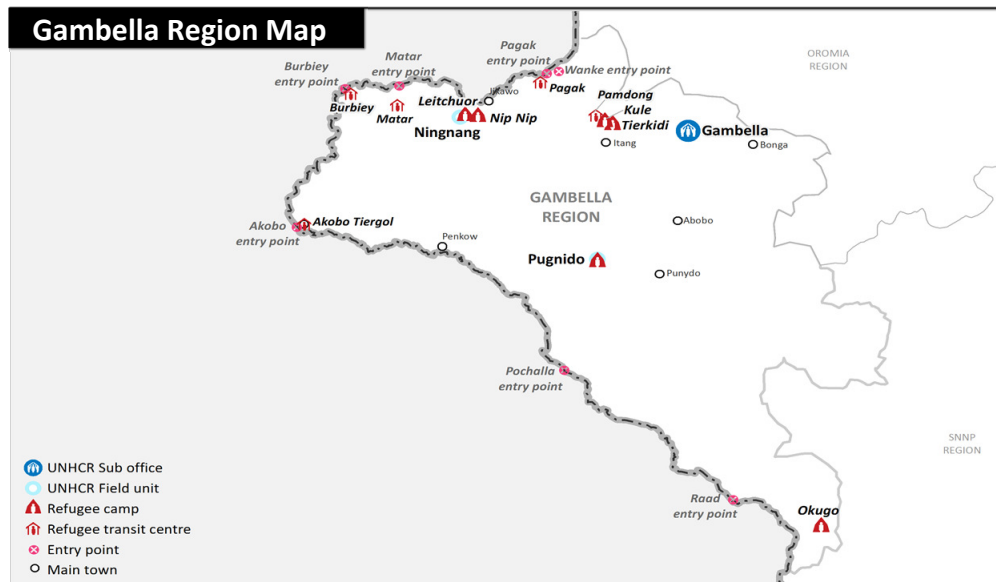


# South Sudanese new arrivals in Gambella - Post 15<sup>th</sup> December 2013 (as of 09-January-2015)

## Gambella Region Map



## TOTAL ARRIVALS

**191,944 \***  
persons

## AVERAGE ARRIVALS per day since start of 2014


**519**  
persons

## AVERAGE ARRIVALS per day since last week

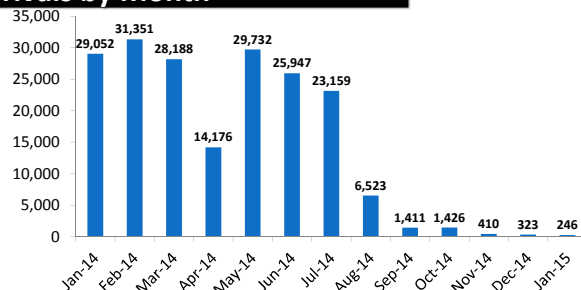
**75**  
persons

## Breakdown by entry points

New ARRIVALS BY ENTRY POINTS



## Arrivals by Month



## Arrivals Relocation Statistics

### TOTAL ARRIVALS

**191,944**  
Persons

### Missing for Relocation

**12,353\*\***  
(6%)

### TOTAL RELOCATED to camps

**165,794\*\*\***  
(87%)

### AWAITING RELOCATION to camps

**13,797**  
(7%)

Burbiey (in transit at Mataar) = 5,124  
Akobo (in transit at Matar) = 1,615  
Pagak = 5,012  
Pamdong = 2,046

\*- This figure does not include the old caseload of 57,180 South Sudanese refugees registered pre 15th December 2013 [Breakdown: Pugnido = 43,177; Okugo = 4,003; Wanthowa- estimated 10,000]

In addition to 191,944 South Sudanese refugees in Gambella region, there are 8,763 refugees at the camps in Assosa [Breakdown: Pre 15th Dec 2013 = 6,161; Post 15th Dec 2013 = 2,602]

\*\*\_- Interviews with some refugees indicate that those with large livestock herds as well as traders and other categories were unwilling to move from border entry locations.

\*\*\*\_- The figure includes 50,597 refugees in Leitchuor and Nip Nip refugee camps who will be relocated to new locations due to flooding concerns.