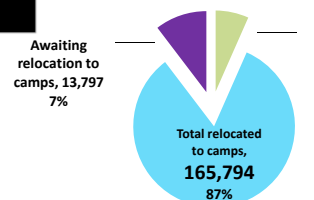


Population profile of camps in Gambella - Post 15th December 20013 (as of 09-January-2015)

Refugee Arrivals

TOTAL ARRIVALS
191,944



All CAMPS in Gambella region

Tierkidi
49,119
(30%)

Leitchuor
47,709
(29%)

Kule
46,308
(28%)

Others
Pugnido 10,137**
Okugo 2,180*
Akula (Local Community) 1,274
Nip Nip 2,888

absentees during camp registration
6,179
Kule=3,658
Tierkidi=2,521

AVERAGE FAMILY SIZE
3.8

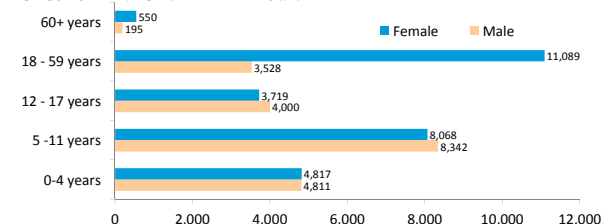
TOTAL CAMPS population
165,794
persons

TIERKIDI camp

CAMP OPENED: 26 February, 2014

LEVEL 2 REGISTRATION : 100% FINISHED

AGE COHORT AND GENDER BREAKDOWN



AGE COHORT AND GENDER BREAKDOWN

Age Cohort	Male	Female	Total	%
0-4 years	4,811	4,817	9,628	20%
5 - 11 years	8,342	8,068	16,410	33%
12 - 17 years	4,000	3,719	7,719	16%
18 - 59 years	3,528	11,089	14,617	30%
60+ years	195	550	745	1%
Total	20,876	28,243	49,119	
%	43%	57%		

AVERAGE FAMILY SIZE
4

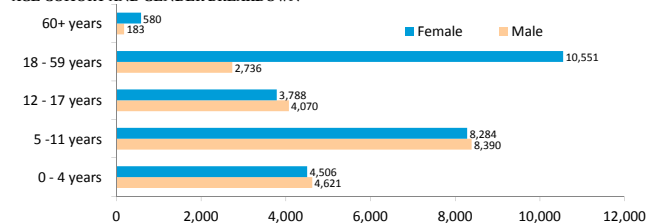
TIERKIDI population
49,119
persons

LEITCHUOR camp

CAMP OPENED: 21 January, 2014

LEVEL 2 REGISTRATION : 100% FINISHED

AGE COHORT AND GENDER BREAKDOWN



AGE COHORT AND GENDER BREAKDOWN

Age Cohort	Male	Female	Total	%
0 - 4 years	4,621	4,506	9,127	19%
5 - 11 years	8,390	8,284	16,674	33%
12 - 17 years	4,070	3,788	7,858	16%
18 - 59 years	2,736	10,551	13,287	28%
60+ years	183	580	763	2%
Total	20,000	27,709	47,709	
%	42%	58%		

AVERAGE FAMILY SIZE
3.9

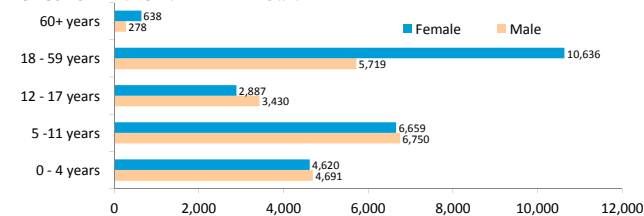
LEITCHUOR population
47,709
persons

KULE camp

CAMP OPENED: 17 May, 2014

LEVEL 2 REGISTRATION : 100% FINISHED

AGE COHORT AND GENDER BREAKDOWN



AGE COHORT AND GENDER BREAKDOWN

Age Cohort	Male	Female	Total	%
0 - 4 years	4,691	4,620	9,311	20%
5 - 11 years	6,750	6,659	13,409	29%
12 - 17 years	3,430	2,887	6,317	14%
18 - 59 years	5,719	10,636	16,355	35%
60+ years	278	638	916	2%
Total	20,868	25,440	46,308	
%	45%	55%		

AVERAGE FAMILY SIZE
3.8

KULE population
46,308
persons

OKUGO camp*

AVERAGE FAMILY SIZE

2.5

OKUGO population

2,180
persons

AGE COHORT AND GENDER BREAKDOWN

Age Cohort	Male	Female	Total	%
0 - 4 years	218	209	427	20%
5 - 11 years	287	250	537	25%
12 - 17 years	91	114	205	9%
18 - 59 years	344	609	953	44%
60+ years	9	49	58	3%
Total	949	1,231	2,180	
%	44%	56%		

PUGNIDO camp** (extrapolated data)

LEVEL 2 REGISTRATION : 95% FINISHED

AGE COHORT AND GENDER BREAKDOWN

Age Cohort	Male	Female	Total	%
0 - 4 years	1,008	1,060	2,068	20%
5 - 11 years	1,562	1,490	3,052	30%
12 - 17 years	807	612	1,419	14%
18 - 59 years	1,282	2,167	3,449	34%
60+ years	46	103	149	1%
Total	4,706	5,431	10,137	
%	46%	54%		

AVERAGE FAMILY SIZE
3.4

PUGNIDO population
10,137
persons

*- This figure does not include the old caseload of 3,976 South Sudanese refugees registered pre 15th December 2013

** - This figure does not include the old caseload of 43,177 South Sudanese refugees registered pre 15th December 2013. The breakdown of 10,137 = New arrivals in Pugnido:1931 + New Arrivals relocated from Matar, Pagak and Pamdong:8206