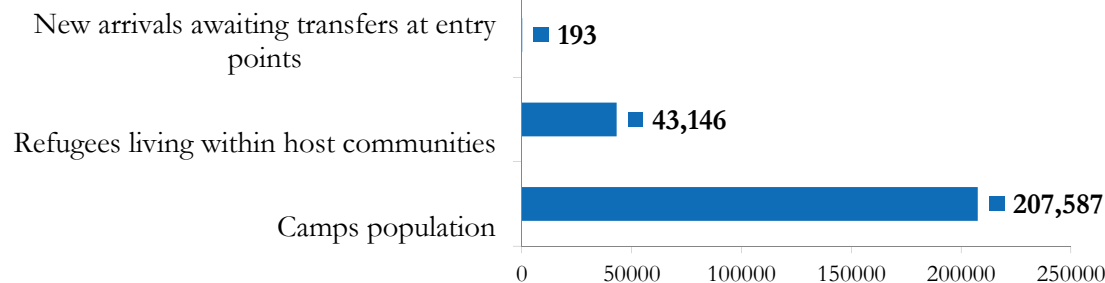


South Sudanese refugee population in Gambella (as of 13-February-2015)

Refugee population Breakdown

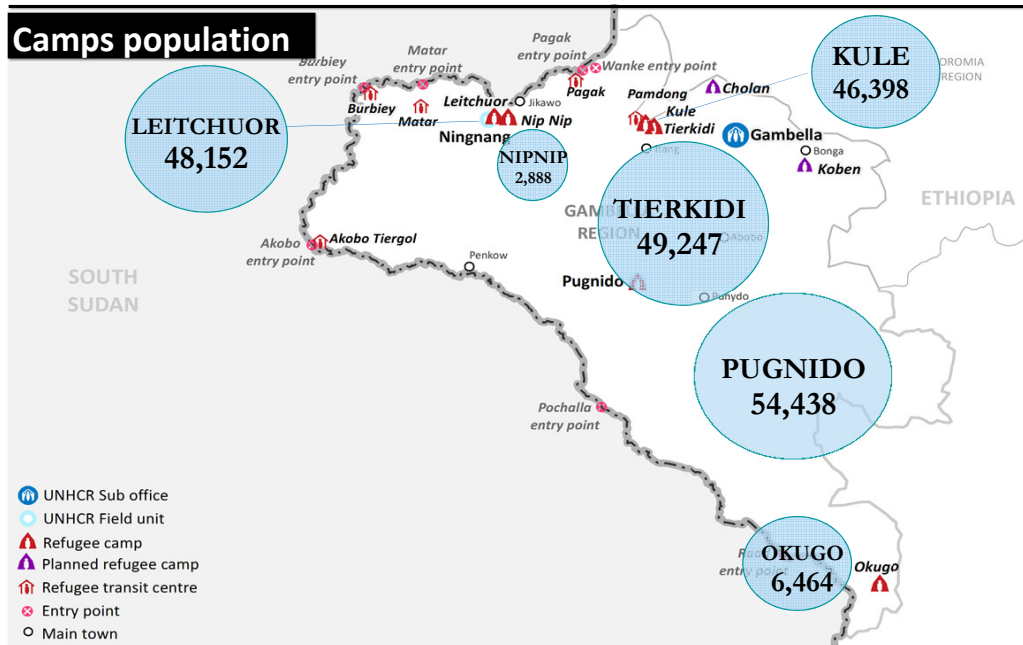


250,926 *
TOTAL GAMBELLA POPULATION

193,019
refugees arrived
post 15-Dec-2013
77%

57,907
refugees arrived
pre 15-Dec-2013
23%

Camps population



Camp Names	Children (age<18 yrs)		Adults (age >=18 yrs)		Total	%
	Males	Females	Males	Females		
Pugnido	17,836	17,154	6,358	13,090	54,438	27%
Tierkidi	17,205	16,663	3,729	11,650	49,247	24%
Leitchuor	17,313	16,833	2,915	11,091	48,152	23%
Kule	14,904	14,203	6,007	11,284	46,398	22%
Okugo	1,945	1,852	840	1,827	6,464	3%
NipNip	1,038	1,010	175	665	2,888	1%
TOTAL	70,241	67,715	20,024	49,607	207,587	100%
Grand Total	137,956		69,631			
%	66%		34%			

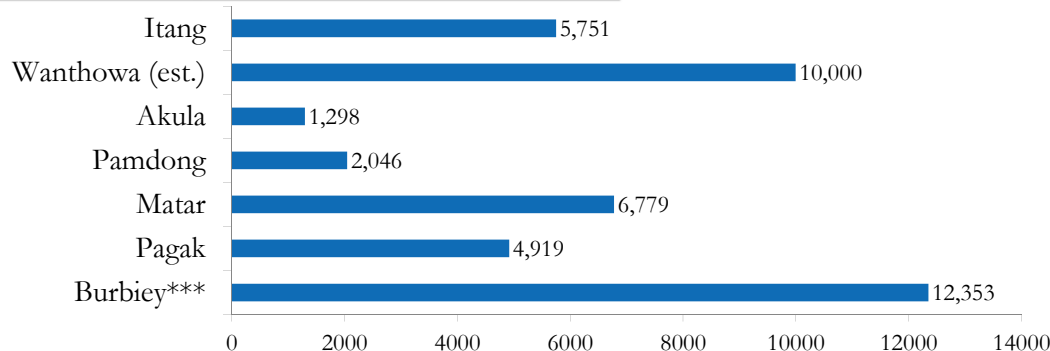
**TOTAL CAMPS
POPULATION**

207,587**
persons

**AVERAGE
FAMILY SIZE**

3.8

Refugees living within host communities



**Refugees living
within host
communities**

43,146
persons

New arrivals awaiting transfers

**New arrivals
awaiting transfers
to camps**

193
persons

Akobo = 144
Pagak = 31
Burbiey = 18

* - In addition to 250,926 South Sudanese refugees in Gambella region, there are 8,880 refugees at the camps in Assosa [Breakdown: Pre 15th Dec 2013 = 6,161; Post 15th Dec 2013 = 2,719]

** - The figure includes 51040 refugees in Leitchuor and Nip Nip refugee camps who will be relocated to new locations due to flooding concerns.

*** - Interviews with some refugees indicate that those with large livestock herds as well as traders and other categories were unwilling to move from border entry locations.