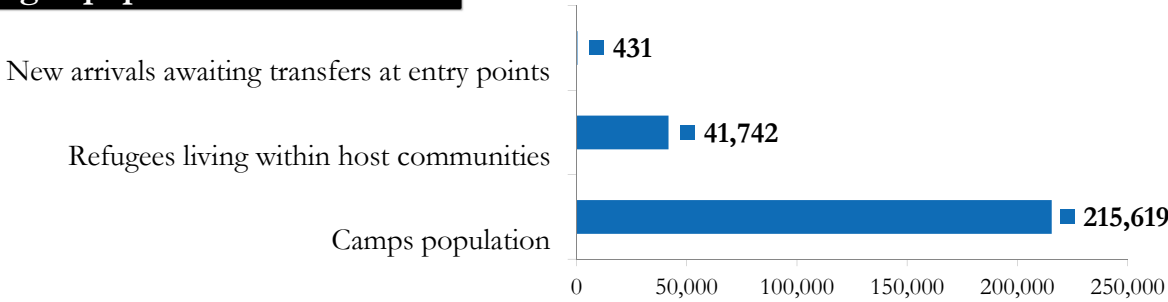


Refugee population Breakdown

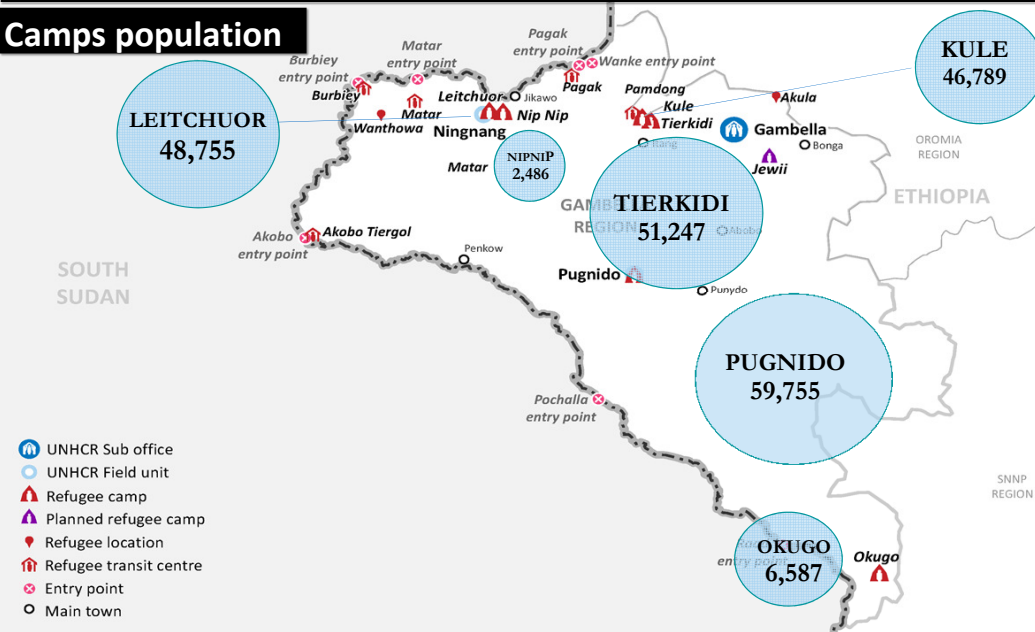


257,792 *
TOTAL GAMBELLA POPULATION

199,858
refugees arrived
post 15-Dec-2013
77%

57,934
refugees arrived
pre 15-Dec-2013
23%

Camps population



Camp Names	Children (age<18 yrs)		Adults (age >=18 yrs)		Total	%
	Males	Females	Males	Females		
Pugnido	20,015	18,790	6,875	14,075	59,755	27%
Tierkidi	17,985	17,418	3,844	12,000	51,247	24%
Leitchuor	17,628	17,131	2,917	11,079	48,755	23%
Kule	15,091	14,410	6,007	11,281	46,789	22%
Okugo	2,004	1,875	860	1,848	6,587	3%
NipNip	1,000	667	229	590	2,486	1%
TOTAL	73,723	70,291	20,732	50,873	215,619	100%
Grand Total	144,014		71,605			
%	67%		33%			

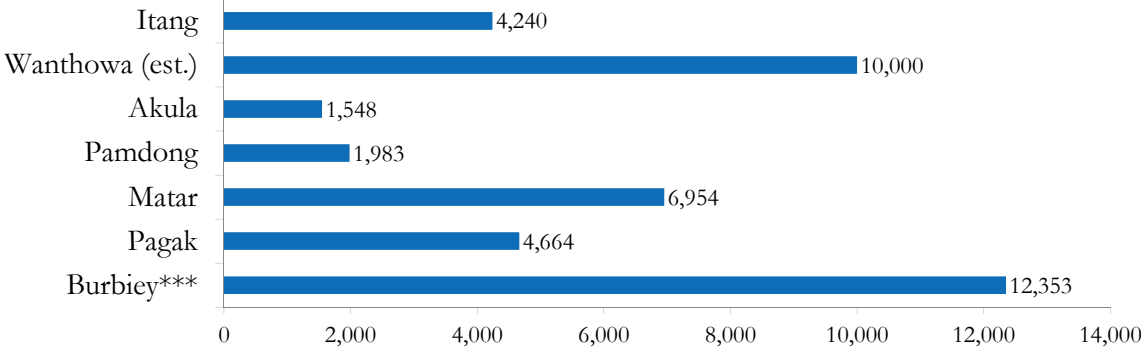
TOTAL CAMPS
POPULATION

215,619**
persons

AVERAGE
FAMILY SIZE

4

Refugees living within host communities



Refugees living
within host
communities

41,742
persons

New arrivals awaiting transfers

New arrivals
awaiting transfers
to camps

431
persons

* - In addition to 257792 South Sudanese refugees in Gambella region, there are 8,978 refugees at the camps in Assosa [Breakdown: Pre 15th Dec 2013 = 6,161; Post 15th Dec 2013 = 2,817]

** - The figure includes 51241 refugees in Leitchour and Nip Nip refugee camps who will be relocated to new locations due to flooding concerns.

*** - Interviews with some refugees indicate that those with large livestock herds as well as traders and other categories were unwilling to move from border entry locations.