






Sectors Indicators Matrix: Gambella Region (as of 01-August-2015)

Sectors		Registration			Child Protection					Shelter			Public Health				Water, Sanitation and Hygiene (WASH)					
Indicators	Level 1 registration at entry points	Refugee population at camps	Level 2 registration status	Number of Unaccompanied Minors (UAMs)	Number of Separated Children	# of Social Workers	# of children attending child friendly spaces	% of Households		Crude Mortality Rate	Under 5 Mortality Rate	# of Maternal deaths	Litres water / person / day	Number of persons / latrines	Maximum number of persons per tap	Number of refugees per hygiene promoter						
								emergency Shelter (tents, bajajs and shared facilities)	transitional Shelter (tukuls)													
Timeframe	15th December 2013 until 1st August 2015						as of 1st August 2015		as of 1st August 2015		Average for July 2015		Jun-15		Average for July 2015		as of 1st August 2015					
Units	persons	persons	%	persons	persons	persons	persons	%		deaths/10,000/day		persons		Litres	persons	persons	1:500					
STANDARD										< 1	< 2		> 15 lpd	< 50	< 250 ppt	< 500 refugees						
CAMPS INDICATORS																						
TIERKIDI	NA	52,026	100% Finished	927	3,511	70	697	65	35	✓	0.02	✓	0.06	0	✓	17	✓	26	✓	247	✗	802
KULE	NA	47,231	100% Finished	645	3,454	125	12,321	49	51	✓	0.08	✓	0.16	0	✓	16	✓	11	✓	149	✓	479
JEWI	NA	46,081	100% Finished	954	4,372	78	236	100	0	✓	0.01	✓	0.03	0	✗	7	✗	64	✗	352	✓	456
OKUGO	NA	7,762	100% Finished	74	322	40	2,700	71	29	✓	0.05	✓	0.19	0	✓	20	✓	10	✓	65	✓	230
PUGNIDO	NA	62,702	100% Finished	982	4,198	58	14,250	48	52	✓	0.02	✓	0.05	0	✓	15	✓	39	✓	97	✓	324
ENTRY POINTS / TRANSIT CENTERS INDICATORS																						
PAGAK	3,939	NA	NA	-	-	7	-	-	-	-	-	-	-	-	✗	5	✗	109	✗	638	-	
BURBIEY	0	NA	NA	-	-	-	-	-	-	-	-	-	-	-	-	-	-	-	-	-	-	
AKOBO	0	NA	NA	-	-	-	-	-	-	-	-	-	-	✓	18	✗	64	✗	375	-		
TOTAL/AVERAGE (Gambella region)	3,939	215,802	NA	3,582	15,857	371	30,204	67	33	✓	0.04	✓	0.10	0	✗	14	✓	46	✗	274.7	✓	458
Sources	UNHCR, ARRA			UNHCR, Save The Children, Plan International, DRC				UNHCR, NRC, DRC, IOM			UNHCR, MSF-F, ARRA, MSF-H				UNHCR, DRC, NCA, ACF, NRC, LWF, IRC, ADRA, OXFAM, WVE, ZOA, ERCS, MSF-H							

 Sector	Education Indicators - as of 01-August-2015																
	Population	Pre-Primary Education Enrollment (3 - 6 years)				Primary Education Enrollment (7 - 14 years)				Secondary Education Enrollment (15 - 18 yrs)		TOTAL Enrollment of School Age Children (3 - 18 years)					
Indicators	Total Population	School Age Population (3 - 6 years)	Enrollment (Boys & Girls)	# of students per Facilitator	# of students per Class room / LS	School Age Population (7 - 14 years)	Enrollment (Boys & Girls)	# of students per Facilitator	# of students per Class room / LS	School Age Population (15 - 18 years)	Enrollment (Boys & Girls)	School Age TOTAL Population (3 - 18 years)		School Age GIRLS (3 - 18 years)		School Age BOYS (3 - 18 years)	
												Population Figures	Enrollment	Population Figures	Enrollment	Population Figures	Enrollment
Units	persons	persons	%			persons	%			persons	%	persons	%	persons	%	persons	%
STANDARD			100%	30	30		100%	40	40		100%		100%		100%		100%
CAMPS INDICATORS																	
TIERKIDI	52,026	10,525	✗ 24%	✗ 76	✗ 128	15,919	✗ 69%	✗ 161	✗ 62	4,043	✗ 0%	30,487	✗ 44%	14,907	✗ 40%	15,580	✗ 49%
KULE	47,231	9,405	✗ 10%	✗ 108	✗ 242	12,209	✗ 100%	✗ 91	✗ 98	3,467	✗ 0%	25,081	✗ 56%	12,215	✗ 45%	12,866	✗ 67%
JEWI	46,081	9,953	✗ 69%	✗ 214	-	15,597	✗ 43%	✗ 69	✗ 169	2,997	✗ 0%	28,547	✗ 48%	13,951	✗ 37%	14,596	✗ 58%
PUGNIDO	62,702	11,728	✗ 52%	✗ 82	✗ 168	16,847	✗ 55%	✗ 69	✗ 55	6,117	✗ 12%	34,692	✗ 44%	16,784	✗ 42%	17,908	✗ 46%
OKUGO	7,762	1,170	-	-	-	1,541	✗ 64%	✗ 109	✗ 49	374	✗ 9%	3,085	✗ 33%	1,509	✗ 33%	1,576	✗ 33%
TOTAL/AVERAGE (Gambella region)	215,802	42,781	✗ 39%	✗ 120	✗ 220	62,113	✗ 66%	✗ 100	✗ 87	16,998	✗ 11%	121,892	✗ 45%	59,366	✗ 39%	62,526	✗ 50%
Sources	UNHCR		UNHCR, Save The Children, Plan International, ARRA							DICAC		UNHCR, Save The Children, Plan International, ARRA					

Other Health Indicators - as of 1-August-2015

Selective and Non-Selective Vaccination and Vitamin A supplementation					
Indicators (Standard=95%)	Overall Gambella coverage (in %)	Entry Points (in %)			
		Pagak	Burbiey	Akobo	
Measles (6months - 15 yrs) (total # of children vaccinated)	✓ 96.3	✓ 99	✓ 98	✗ 92	
OPV (0-15 yrs) (total # of children vaccinated)	✓ 96.7	✓ 99	✓ 98	✗ 93	
Vit A (6 months-5yrs) (total # of children supple.)	✓ 96.7	✓ 100	✓ 98	✗ 92	
Sources	UNHCR, UNICEF, ARRA, RHB, MSF-F, MSF-H				

Legend: ✓ Standard Met ✗ Standard Not Met
NA : Not Applicable

Morbidity Indicators					
Indicators	Camp Names			Pagak Entry Point	Comments
	Kule	Tierkidi	Jewi		
Watery diarrhoea (Incidence rate/1000/Week)	2.8	2.0	3.0	27.0	Diarrhoea is within control.
Bloody Diarrhoea (Incidence rate/1000/Week)	0.2	0.1	0.4	3.8	Peak of the malaria season with a high incidence in Pagak.
Malaria (Incidence rate/1000/Week)	53.4	23.5	16.4	151.0	
Source	UNHCR, ARRA, MSF-F, MSF-H				

NUTRITION

Camps Names	SAM (% recovery rate) Std > 75%	MAM (% recovery rate) Std > 75%
TIERKIDI	✓ 97	✓ 97
KULE	✓ 94	✓ 99
JEWI	✓ 98	✓ 83
PUGNIDO	✗ 66	✗ 65
Source	UNHCR, ACF, GOAL, CONCERN	

EXPLANATORY NOTES:

SUMMARY:

This matrix is prepared and published monthly, representing what happened in various sectors in the particular reference month. This indicators matrix is a step towards showing a comprehensive picture of the current situation in Gambella region and establishing a basis for initial trend and gap analysis. In order to better understand the matrix, following are the explanatory notes on some of the sector indicators:



NUTRITION:

- All recovery rates for both SAM (OTP) and MAM (TSFP) are within the SPHERE standards of performance In Kule, Tierkidi and Jewi. In Pugnido refugee camps, a high referral rate was reported. UNHCR is building capacity of partners to improve the quality of care in all camps.



SHELTER:

- Over all, the Camps partners continued finalizing the transitional shelters construction. The % of households in emergency family shelter indicates the need for continuous shelter intervention in all the camps.
- ‘Transitional shelters’ refers to those that have been completed with mud plastering. However, some of the semi-permanent structures in the matrix have not been yet mud plastered.
- Pugnido 2 mapping exercise and development of the master plan has been completed.
- Entry points and transit centers are all with communal hangers and therefore not included in the matrix. The indicators are based on the total number of registered households.



WATER, SANITATION AND HYGIENE (WASH):

The WASH indicators have been generally maintained and slightly improved in the period from primo July to primo August:

1. Significant improvement is observed in all refugees camps especially in kule and Tierkidi increasing the latrines coverage
2. Water coverage was maintained above sphere standards in all camps except Jewi refugee camp

Important note:

- The indicators for the camps are broadly administrative indicators i.e. the indicators are currently relying on total camp population (entire protected refugee population) as the denominator however due low profile observed at the entry points/transit centers , indicators were not provided.



EDUCATION:

- The enrollment data remains unchanged and is same as of June however population data has been changed as of the currnet reporting month.
- Gross Enrollment Rate (GER) for school going age (3 - 18 years) has increased from 43% to 45% in the period from primo June to primo July. This increase is primarily because of the increase in enrollment rate in Jewi refugee camp from 21% to 48%.
- GER for pre-primary education ages (3 - 6 years) had increaded from 26% reported previous month to 39% this month. This increase is attributed to the partners who are continuously creating awareness for the importance of early childhood care and education to community. This increase is also because of increase in enrollement rate of Jewi camp from 10% to 69%.
- GER for Primary education age group (7 -14 years) showed a 2% increase and is currently at 66%. Enrolled students are likely to be above the target age bracket and the data may be misleading.
- Secondary education enrolment is in Pugnido and Okugo camps. In Pugnido, GER is 12% while in Okugo, GER stands at 9%.
- Accelerated Learning Programme (ALP) is not captured in this matrix. Efforts by the sector are being done to capture students individual registration number to avoid double counting since these group falls under the same age bracket as primary school (7 - 14 years).
- Student attendance is not the focus of this matrix report. The education working group is working on improving school attendance which is way below if compared to those enrolled.



HEALTH:

Mortality: Crude and Under 5 mortality rates have been within the SPHERE standards for several weeks. Good case management by partners of diseases such as severe malaria, dehydration secondary to diarrhoea and complications of severe malnutrition, coupled with strengthened surveillance and prevention efforts have plausibly contributed to the low mortality. It is imperative to improve with Reproductive health and HIV services.

Morbidity indicators:

Diarrhoea: is showing high incidence, it is imperative for Wash to increase the water quantity in some of the camps e.g. Jewi, as well as the sanitation and other services. Enough resources were directed to refugee locations to ensure that diseases are prevented, for instance no High Mortality rates were shown due to malaria with People of concern.

Malaria: Incidence rate is high in all camps, higher in PAGAK compared to other locations and can partly be explained by the small transit population. The rainy season has a big impact with the increase number of malaria cases, the mobilization of ITNF's in all camps took place since the month of June.

Vaccination:

The coverage is between 92% and 100% at the entry points of Pagak, Akobo and Burbiey for selective and non-selective vaccination. The coverage is lower in the camps because most children had been vaccinated at the entry points and thus not reflected in the camp data. At all entry points, non-selective arrival vaccination service is on-going for all eligible refugees regardless of registration status. At Matar transit center, selective arrival vaccination service is being conducted for those children who didn't get vaccination at Burbiey and Akobo entry points and for babies who were born at Matar transit center.