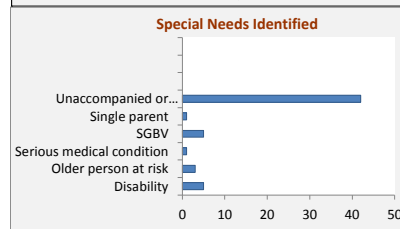
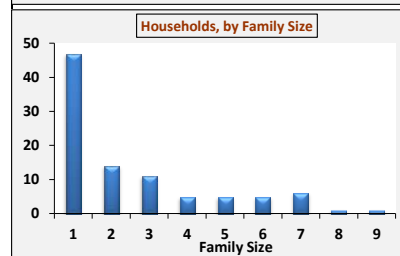
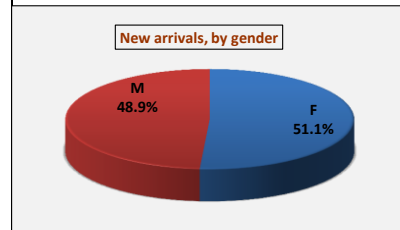


Weekly New Registration Population Composition

30 Aug - 5th Sep 2015

UNHCR, SO Kakuma, KENYA

* As of 6th September 2015, the overall registered population in Kakuma Refugee Camp stood at **181,539**.



Country of Origin / Gender

Nationality	F	M	Total	%
Burundian	43	37	80	30%
Congolese (DRC)	15	9	24	9%
Ethiopian	1	1	2	0%
Somali	10	2	12	4%
Rwandan		2	2	1%
South Sudanese	63	73	136	50%
Sudanese		5	5	2%
Ugandan	6	4	10	4%
Total	138	132	270	100%
%	51%	49%		

New Born Babies

Nationality	F	M	Total
Congolese (DRC)	1		1
Ethiopian	1	1	2
Somali	7	7	14
South Sudanese	6	2	8
Sudanese		1	1
Total	15	11	26

Age Cohort

Age Cohort	Total
0 - 4 years	49
12 - 17 years	43
18 - 59 years	99
5 - 11 years	71
60+ years	8
Total	270

Family Size

Family Size	HHs	%
1	47	49.47%
2	14	14.74%
3	11	11.58%
4	5	5.26%
5	5	5.26%
6	5	5.26%
7	6	6.32%
8	1	1.05%
10	1	1.05%
Total	95	100%

Av. Family Size

Av. Family Size	2.8
-----------------	-----

NOTES:

A total of **7,887** new arrivals have been registered since the start of 2015; with 598 arriving from Burundi, 581 from Democratic Republic of Congo (DRC), 136 from Ethiopia, 19 from Rwanda, 246 from Somalia, 5,333 from South Sudan, 878 from Sudan, 94 from Uganda and 2 from Yemen.

The total new born babies so far registered in 2015 is **2,857** including 26 registered during the reporting period.

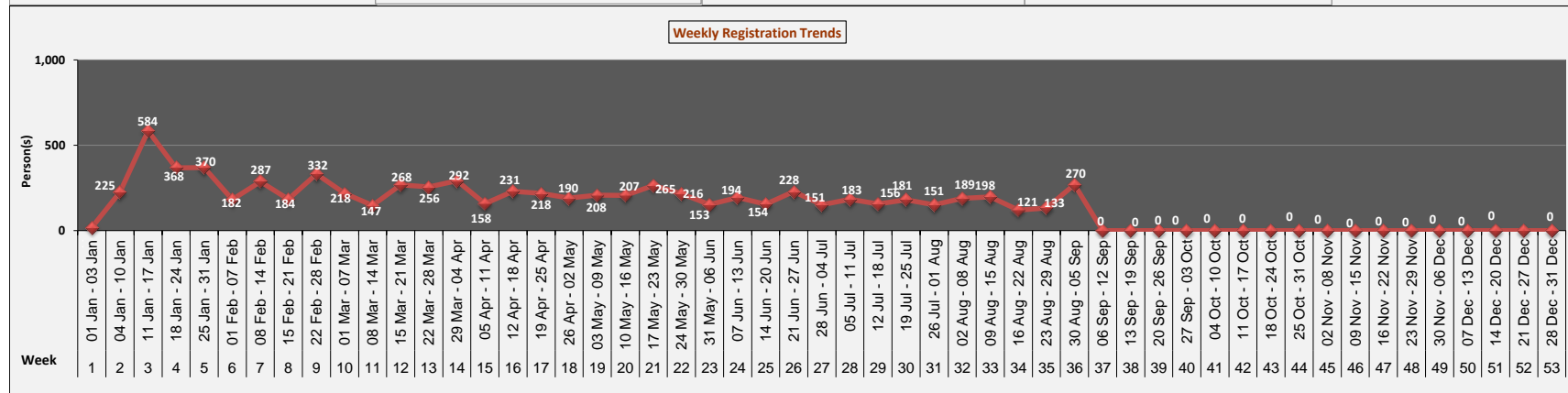
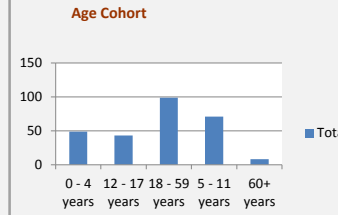
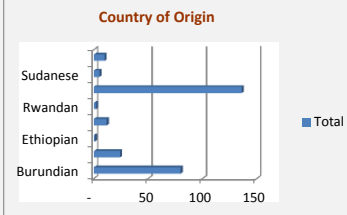
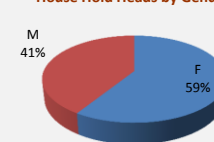
270 individuals were registered during the thirty sixth week of 2015 [**30th Aug - 5th Sep 2015**]; 80 from Burundi, 24 from Democratic Republic of Congo (DRC), 1 from Ethiopia, 12 from Somalia, 2 from Rwanda, 136 from South Sudan, 5 from Sudan and 01 from Uganda.

The average family size registered during the reporting period stood at **2.8** individuals. Family size 1 households represented **49.47%** of all newly registered households.

HH Heads

F	M	Total
56	39	95

House Hold Heads by Gender



Registration breakdown in Weeks

NB: This report reflects registration trends. In addition to new arrivals reported here, the overall population in Kakuma also increases through new births, in-situ registration (of persons who arrived in a previous period but reported for registration later), family reunification, and various other data adjustments. Analysis and projections are based on actual persons registered in the UNHCR registration database (proGres)