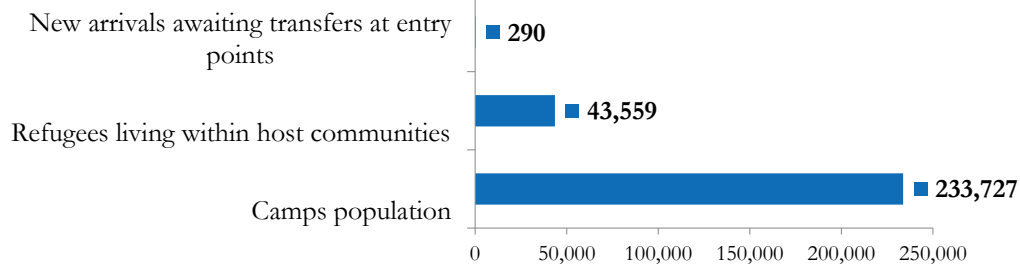


# South Sudanese refugee population in Gambella (as of 02-October-2015)

## Refugee population Breakdown

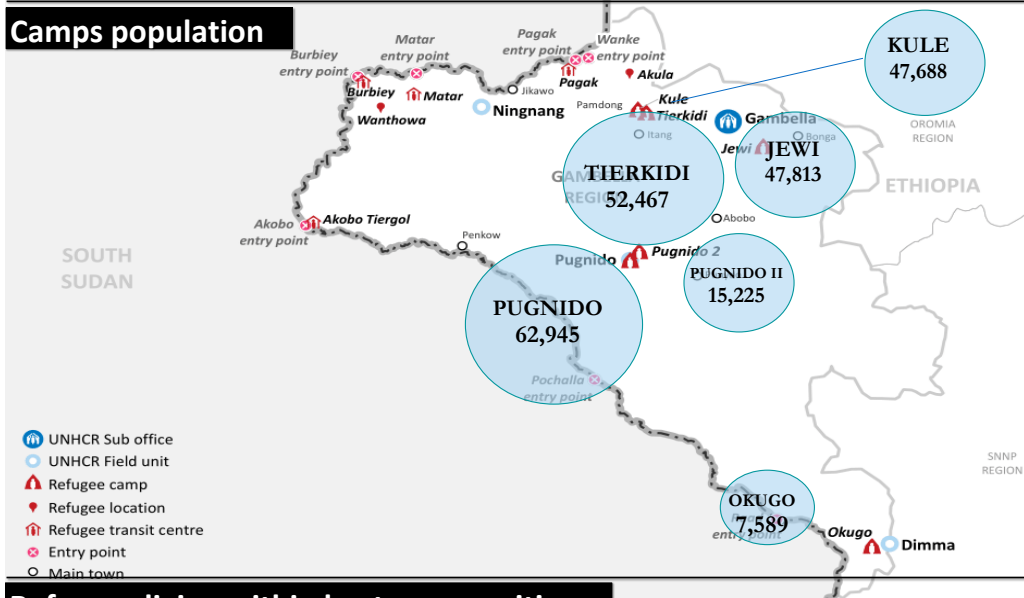


**277,576 \***  
**TOTAL GAMBELLA POPULATION**

**219,910**  
 refugees arrived  
 post 15-Dec-2013  
**79%**

**57,666**  
 refugees arrived  
 pre 15-Dec-2013  
**21%**

## Camps population

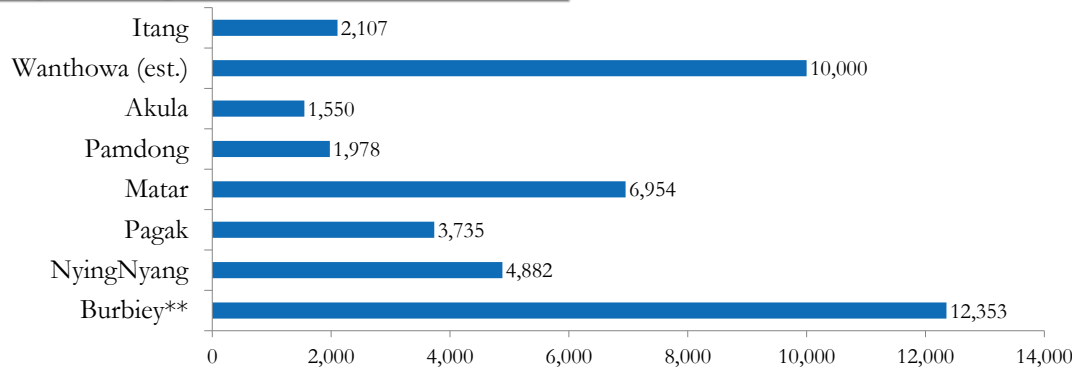


Camp Names	Children (age < 18 yrs)		Adults (age >= 18 yrs)		Total	%
	Males	Females	Males	Females		
Pugnido	21,259	20,027	6,936	14,723	62,945	27%
Tierkidi	18,554	17,888	3,992	12,033	52,467	22%
Jewi	17,802	17,095	2,358	10,558	47,813	20%
Kule	15,551	14,822	6,020	11,295	47,688	20%
Okugo	2,362	2,201	976	2,050	7,589	3%
Pugnido II	5,142	4,844	1,678	3,561	15,225	7%
<b>TOTAL</b>	<b>80,670</b>	<b>76,877</b>	<b>21,960</b>	<b>54,220</b>	<b>233,727</b>	<b>100%</b>
	157,547		76,180			
%	67%		33%			

**TOTAL CAMPS POPULATION**  
**233,727**  
 persons

**AVERAGE FAMILY SIZE**  
**4**

## Refugees living within host communities



## New arrivals awaiting transfers

**Refugees living within host communities**  
**43,559**  
 persons

**New arrivals awaiting transfers to camps**  
**290**  
 persons  
 { Pagak : 290 }

\* - In addition to 277,576 South Sudanese refugees in Gambella region, there are 11,174 refugees at the camps in Assosa [Breakdown: Pre 15th Dec 2013 = 6,129; Post 15th Dec 2013 = 5,045]

\*\* - Interviews with some refugees indicate that those with large livestock herds as well as traders and other categories were unwilling to move from border entry locations.