

Persons of Concern in Gambella (as of 1-February-2016)

CAMPs in Gambella region



Other locations

Other locations*



Entry/Transit locations**



AVERAGE

4.2

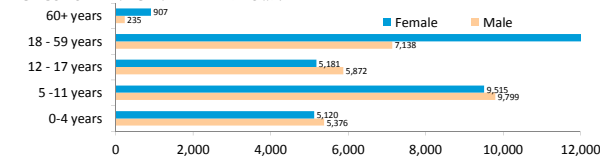
TOTAL
Population of
271,091
Persons

Pugnido camp

CAMP OPENED: 1993

LEVEL 2 REGISTRATION : 100% FINISHED

AGE COHORT AND GENDER BREAKDOWN



AGE COHORT AND GENDER BREAKDOWN

Age Cohort	Male	Female	Total	%
0-4 years	5,376	5,120	10,496	20%
5 - 11 years	9,799	9,515	19,314	36%
12 - 17 years	5,872	5,181	11,053	21%
18 - 59 years	7,138	14,331	21,469	40%
60+ years	235	907	1,142	2%
Total	28,420	35,054	63,474	
%	45%	55%		

PUGNIDO

AVERAGE

4.5

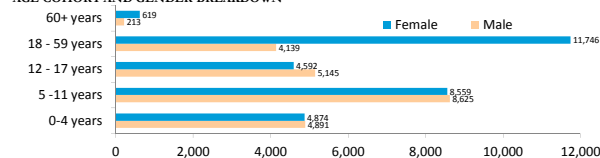
14,102
Households
63,474
persons

TIERKIDI camp

CAMP OPENED: 26 February, 2014

LEVEL 2 REGISTRATION : 100% FINISHED

AGE COHORT AND GENDER BREAKDOWN



AGE COHORT AND GENDER BREAKDOWN

Age Cohort	Male	Female	Total	%
0-4 years	4,891	4,874	9,765	18%
5 - 11 years	8,625	8,559	17,184	32%
12 - 17 years	5,145	4,592	9,737	18%
18 - 59 years	4,139	11,746	15,885	30%
60+ years	213	619	832	1%
Total	23,013	30,390	53,403	
%	43%	57%		

TIERKIDI

AVERAGE

4.2

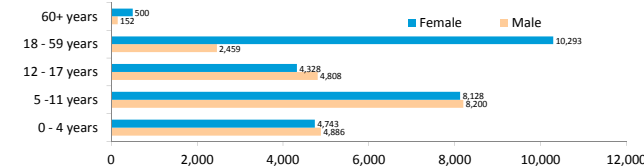
12,765
Households
53,403
persons

JEWI camp

CAMP OPENED: 16 March, 2015

LEVEL 2 REGISTRATION : 100% FINISHED

AGE COHORT AND GENDER BREAKDOWN



AGE COHORT AND GENDER BREAKDOWN

Age Cohort	Male	Female	Total	%
0 - 4 years	4,886	4,743	9,629	20%
5 - 11 years	8,200	8,128	16,328	34%
12 - 17 years	4,808	4,328	9,136	19%
18 - 59 years	2,459	10,293	12,752	26%
60+ years	152	500	652	1%
Total	20,505	27,992	48,497	
%	42%	58%		

JEWI

AVERAGE

4.2

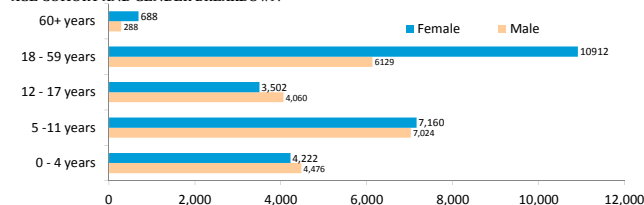
11,548
Households
48,497
persons

KULE camp

CAMP OPENED: 17 May, 2014

LEVEL 2 REGISTRATION : 100% FINISHED

AGE COHORT AND GENDER BREAKDOWN



AGE COHORT AND GENDER BREAKDOWN

Age Cohort	Male	Female	Total	%
0 - 4 years	4,476	4,222	8,698	18%
5 - 11 years	7,024	7,160	14,184	29%
12 - 17 years	4,060	3,502	7,562	16%
18 - 59 years	6,129	10,912	17,041	35%
60+ years	288	688	976	2%
Total	21,977	26,484	48,461	
%	45%	55%		

KULE

AVERAGE
FAMILY SIZE

4.0

12,175
Households
48,461
persons

OKUGO camp

CAMP OPENED: 7 May, 2013

LEVEL 2 REGISTRATION : 100% FINISHED

AGE COHORT AND GENDER BREAKDOWN

Age Cohort	Male	Female	Total	%
0 - 4 years	732	660	1,392	18%
5-11 Years	1,073	1,000	2,073	27%
12-17 Years	556	530	1,086	14%
18-59 Years	977	1,957	2,934	38%
60+ Years	56	174	230	3%
Total	3,394	4,321	7,715	
%	44%	56%		

OKUGO

AVERAGE
FAMILY SIZE

3.0

2,496
Households
7,715
persons

PUGNIDO II camp

CAMP OPENED: 20 August, 2015

LEVEL 2 REGISTRATION : 97% FINISHED

AGE COHORT AND GENDER BREAKDOWN

Age Cohort	Male	Female	Total	%
0 - 4 years	1,860	1,831	3,691	22%
5 - 11 years	2,707	2,679	5,386	33%
12 - 17 years	1,278	916	2,194	13%
18 - 59 years	1,334	3,639	4,973	30%
60+ years	67	204	271	2%
Total	7,246	9,269	16,515	
%	44%	56%		

PUGNIDO II

AVERAGE
FAMILY SIZE

4.2

3,960
Households
16,515
persons

* Akula- 1589, Itang -1534

** Border areas (12,353), Burbiety - 5,221 (In transit at Mataar), Akobo - 1,733 (in transit at Mataar), Pagak (entry point) - 4250, Pamdong (entry point) - 1470, NyangNyang - 4,876