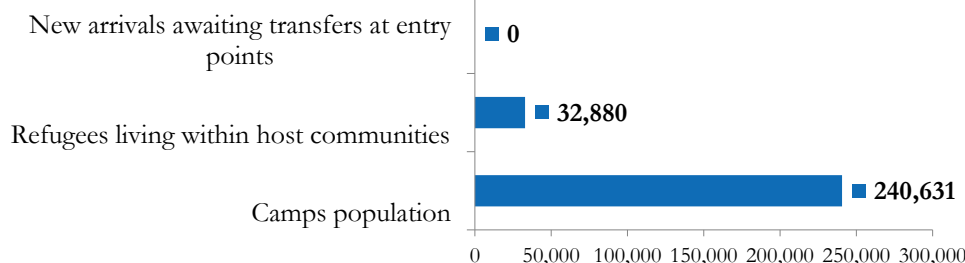


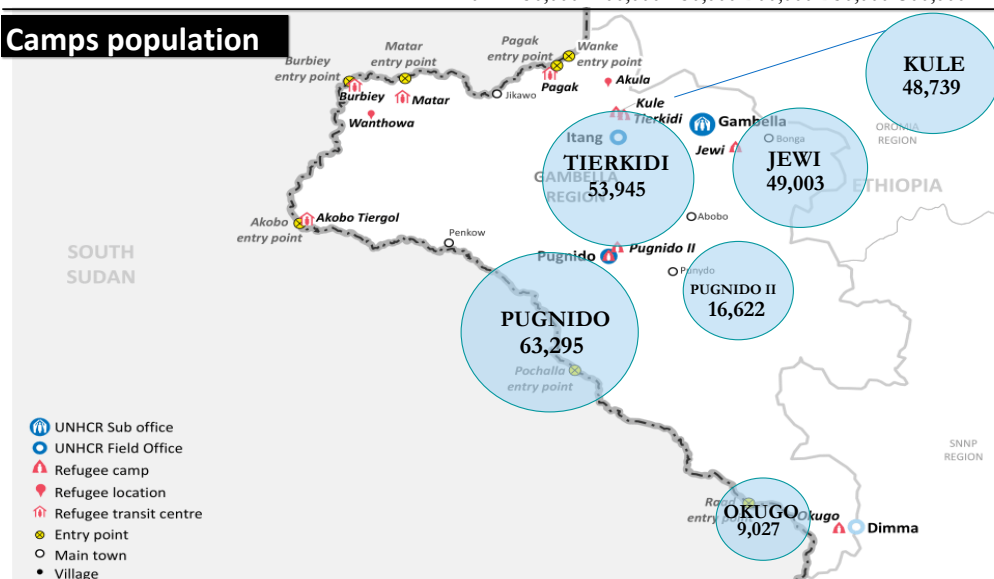
# South Sudanese refugee population in Gambella (as of 03-Jun-2016)

## Refugee population Breakdown



**273,511 \***  
**TOTAL GAMBELLA POPULATION**

## Camps population

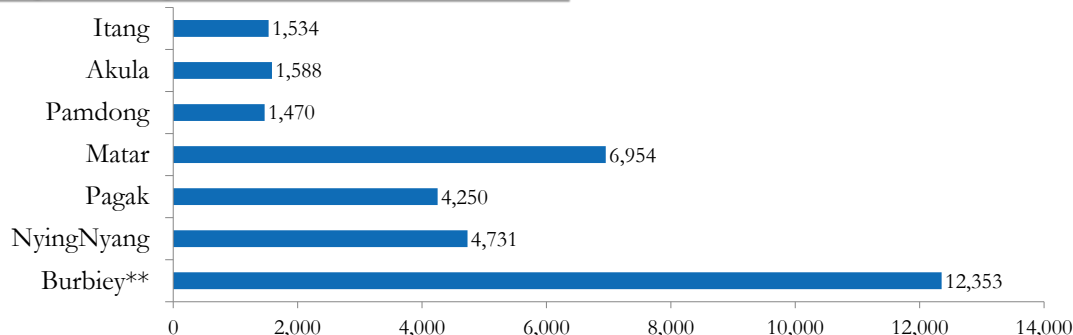


| Camp Names   | Children (age<18 yrs) |               | Adults (age >=18 yrs) |               | Total          | %           |
|--------------|-----------------------|---------------|-----------------------|---------------|----------------|-------------|
|              | Males                 | Females       | Males                 | Females       |                |             |
| Pugnido      | 21,130                | 19,916        | 7,211                 | 15,038        | 63,295         | 26%         |
| Tierkidi     | 18,938                | 18,301        | 4,346                 | 12,360        | 53,945         | 22%         |
| Kule         | 15,793                | 15,142        | 6,277                 | 11,527        | 48,739         | 20%         |
| Okugo        | 2,796                 | 2,613         | 1,180                 | 2,437         | 9,027          | 4%          |
| Jewi         | 18,102                | 17,421        | 2,646                 | 10,834        | 49,003         | 20%         |
| Pugnido II   | 5,907                 | 5,493         | 1,376                 | 3,846         | 16,622         | 7%          |
| <b>TOTAL</b> | <b>82,666</b>         | <b>78,886</b> | <b>23,036</b>         | <b>56,042</b> | <b>240,631</b> | <b>100%</b> |
|              | 161,552               |               | 79,079                |               |                |             |
| %            | 67%                   |               | 33%                   |               |                |             |

**TOTAL CAMPS POPULATION**  
**240,631**  
persons

**AVERAGE FAMILY SIZE**  
**4**

## Refugees living within host communities



**Refugees living within host communities**  
**32,880**  
persons

## New arrivals awaiting transfers

**New arrivals awaiting transfers to camps**  
**0**  
persons

\* - In addition to 273,511 South Sudanese refugees in Gambella region, there are 11,667 refugees at the camps in Assosa [Breakdown: Pre 15th Dec 2013 = 5,996; Post 15th Dec 2013 = 5,672]. The total Gambella population includes 48,808 refugees who arrived pre 15-Dec-2013.

\*\* - Interviews with some refugees indicate that those with large livestock herds as well as traders and other categories were unwilling to move from border entry locations.