

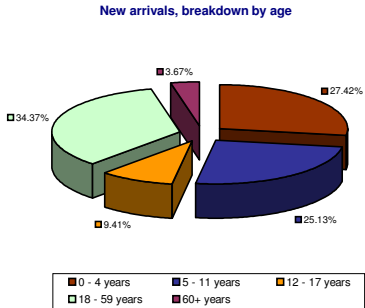
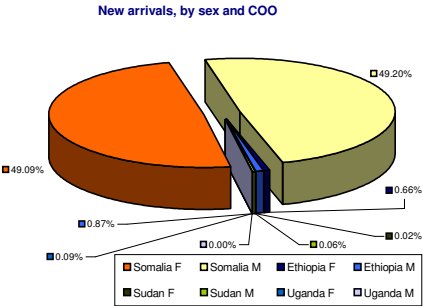
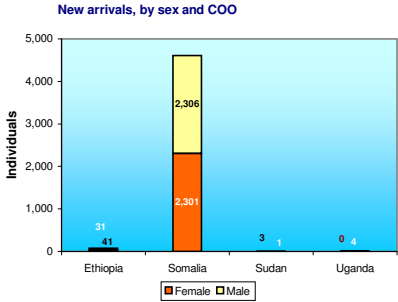


Weekly New Registration Population Composition

03/10/11 - 09/10/11

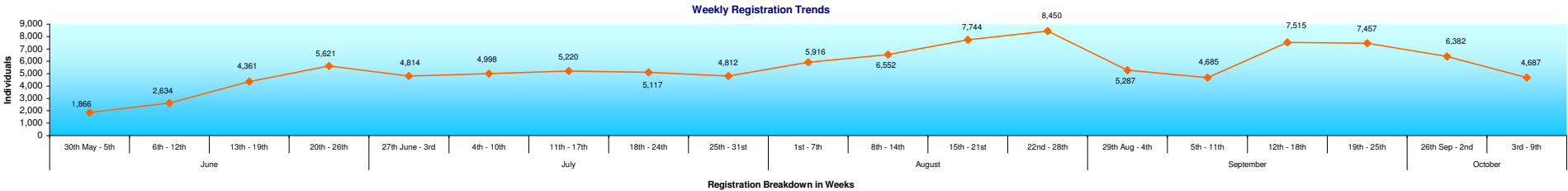
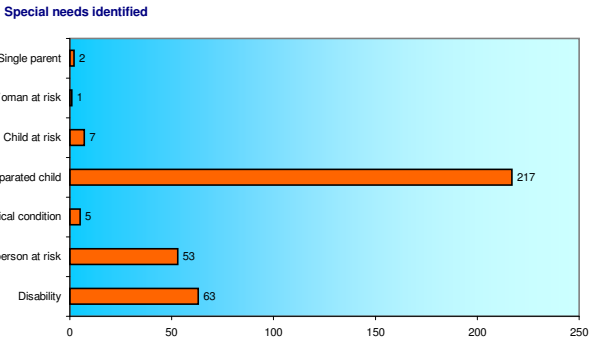
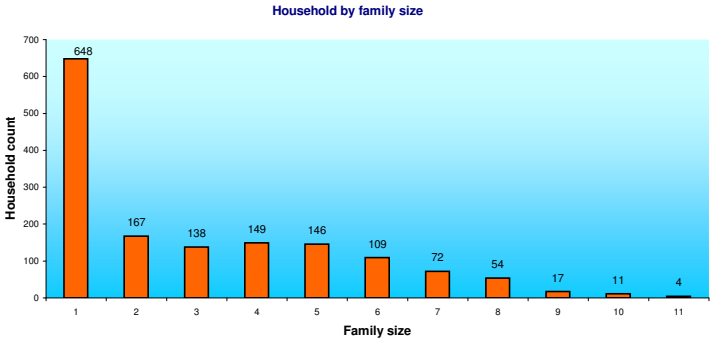
3rd Oct - 9th Oct 11	Total	
	F	M
Individuals	2,337	2,350
Households	687	828

Breakdown by Country of Origin / Sex							
Somalia		Ethiopia		Sudan		Uganda	
F	M	F	M	F	M	F	M
2,301	2,306	31	41	1	3	4	0
675	808	10	18	1	2	1	0



**Notes:** Dadaab refugee camps continue to receive a significant number of new arrivals. A total of 150,950 have been registered since the start of this Year with 149,068 individuals arriving from Somalia, 1,644 from Ethiopia, 202 from Sudan, 15 from the Democratic Republic of Congo, 5 from Burundi, 10 from Uganda, 1 from Eritrea, 1 from Côte d'Ivoire and 4 from Rwanda. 4,687 individuals have been registered during the week of 3rd Oct - 9th Oct of this Year, with 4,607 arriving from Somalia, 72 from Ethiopia, 4 from Uganda and 4 from Sudan.

As of 9th Oct 2011, the overall population in the Dadaab camps stood at 460,208 persons. The average family size registered during the reporting period stood at 3 individuals. Family size 1 households represented 43% of all newly registered households.



NB: This report reflects registration trends. In addition to new arrivals reported here, the overall population in Dadaab also increases through new births, in-situ registration (of persons who arrived in a previous period but reported for registration later), family reunification, and various other data adjustments. Analysis and projections are based on actual persons registered in the UNHCR registration database (proGres)