

Places of Origin

As of 29 Feb 2012

Table 7.1- ALL CAMPS Places of Origin

Area of Origin	Sex		Total
	Male	Female	
Gedo	34,899	42,944	77,843
Badadir	2,427	2,854	5,281
Bay	20,703	20,860	41,563
Bakol	6,709	7,311	14,020
Lower Shabelle	311	305	616
Lower Juba	227	221	448
Galgadud	60	59	119
Middle Shabelle	46	37	83
Hiran	212	220	432
Other	2,634	2,827	5,461
ALL CAMPS Total	68,228	77,638	145,866

Figure 7.1 - ALL CAMPS Places of Origin

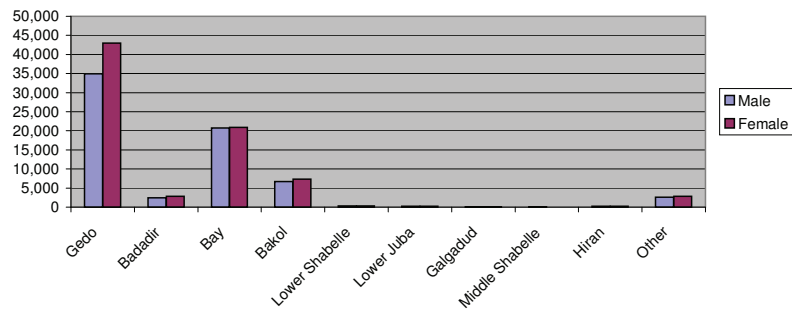


Table 7.2- Melkadida Camp Places of Origin

Area of Origin	Sex		Total
	Male	Female	
Gedo	12,061	14,951	27,012
Badadir	660	807	1,467
Bay	3,838	3,700	7,538
Bakol	1,498	1,791	3,289
Lower Shabelle	85	81	166
Lower Juba	54	46	100
Galgadud	13	17	30
Middle Shabelle	24	16	40
Hiran	74	75	149
Other	641	702	1,343
Melkadida Total	18,948	22,186	41,134

Figure 7.2 - Melkadida Camp Places of Origin

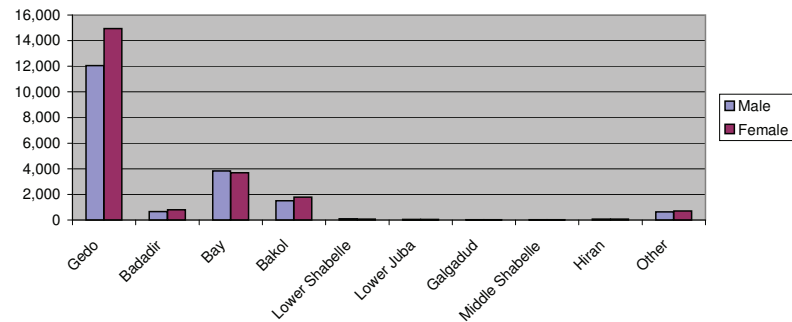


Table 7.3- Bokolmanyo Camp Places of Origin

Area of Origin	Sex		Total
	Male	Female	
Gedo	9,853	12,163	22,016
Badadir	1,461	1,653	3,114
Bay	4,409	4,375	8,784
Bakol	1,284	1,369	2,653
Lower Shabelle	113	113	226
Lower Juba	130	115	245
Galgadud	33	30	63
Middle Shabelle	16	15	31
Hiran	76	80	156
Other	782	821	1,603
Bokomanyo Total	18,157	20,734	38,891

Figure 7.3 - Bokolmanyo Camp Places of Origin

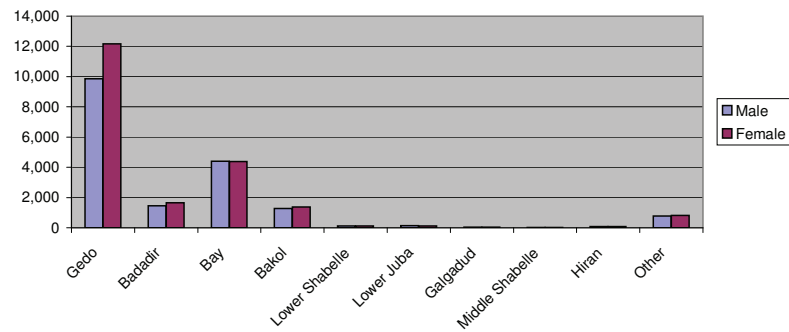


Table 7.4- Kobe Camp Places of Origin

Area of Origin	Sex		Total
	Male	Female	
Gedo	2803	3309	6,112
Badadir	36	44	80
Bay	7658	7891	15,549
Bakol	1524	1627	3,151
Lower Shabelle	9	3	12
Lower Juba	17	18	35
Galgadud	5	2	7
Middle Shabelle	4	4	8
Hiran	4	5	9
Other	580	597	1,177
Kobe Total	12,640	13,500	26,140

Figure 7.5 - Kobe Camp Places of Origin

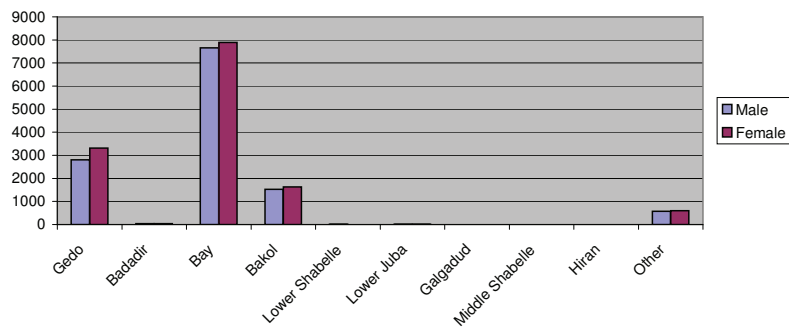


Table 7.6- Hilaweyn Camp Places of Origin			
Area of Origin	Sex		Total
	Male	Female	
Gedo	5327	6702	12,029
Badadir	85	122	207
Bay	4326	4467	8,793
Bakol	1951	2041	3,992
Lower Shabelle	24	15	39
Lower Juba	9	15	24
Galgadud		5	5
Middle Shabelle			0
Hiran	11	13	24
Other	379	428	807
Hilaweyn Total	12,112	13,808	25,920

Figure 7.6 - Hilaweyn Camp Places of Origin

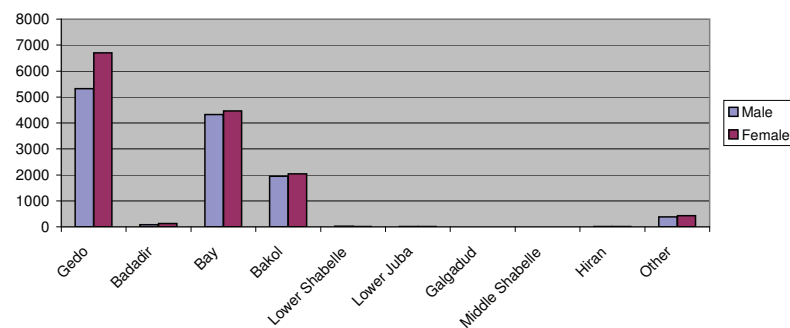


Table 7.7- Buramino Camp Places of Origin			
Area of Origin	Sex		Total
	Male	Female	
Gedo	4855	5819	10,674
Badadir	185	228	413
Bay	472	427	899
Bakol	452	483	935
Lower Shabelle	80	93	173
Lower Juba	17	27	44
Galgadud	9	5	14
Middle Shabelle	2	2	4
Hiran	47	47	94
Other	252	279	531
Buramino Total	6,371	7,410	13,781

Figure 7.7 - Buramino Camp Places of Origin

