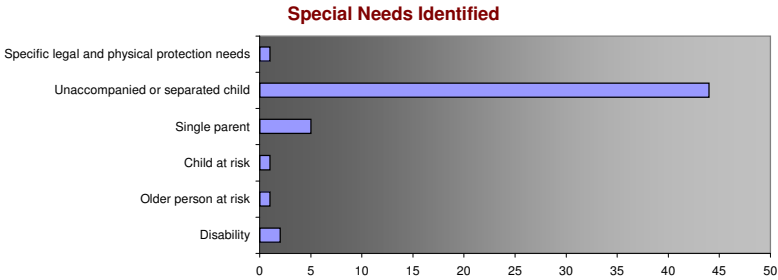
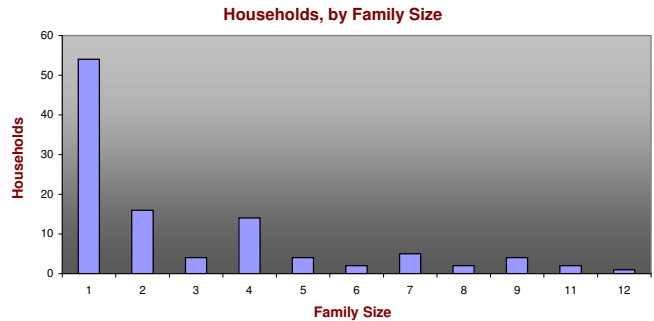
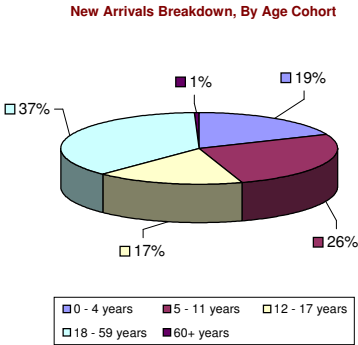
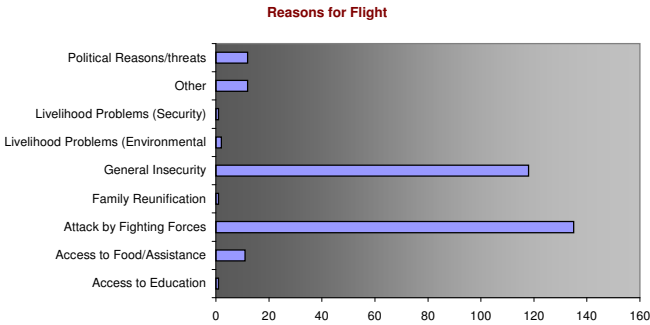
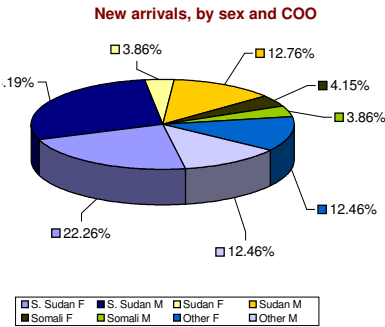


Weekly New Registration Population Composition
09/04/2012 - 13/04/2012



	Breakdown by Country of Origin / Sex								Breakdown by Individuals/Households		
	S. Sudan		Sudan		Somali		Other		F	M	Total
	F	M	F	M	F	M	F	M			
Individuals	75	95	13	43	14	13	42	42	144	193	337
Households	21	15	4	19	8	8	12	21	45	63	108

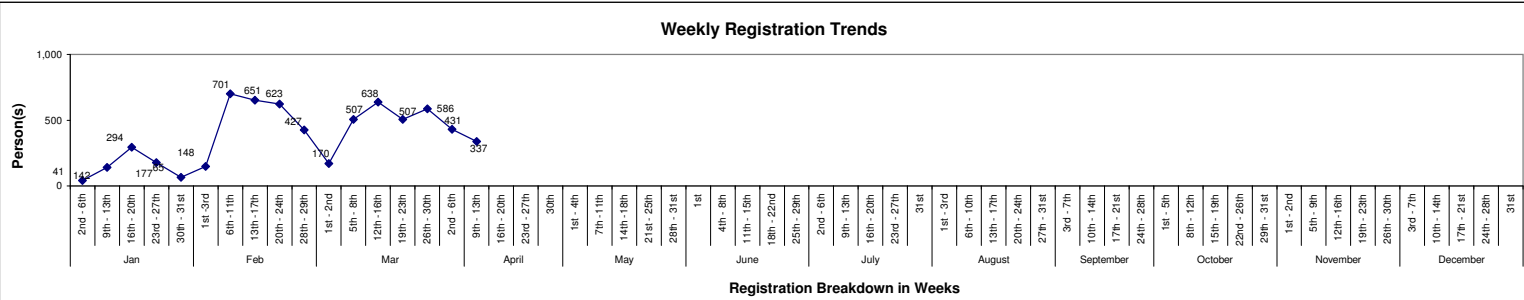


Notes: A total of 6,445 new arrivals have been registered since the start of 2012; with 494 arriving from Burundi, 315 from Democratic Republic of Congo (DRC), 4 from Eritrea, 287 from Ethiopia, 1 from Iran, 1 from Ivory Coast, 26 from Rwanda, 316 from Somalia, 3,903 from South Sudan, 1051 from Sudan, 1 from Tanzania and 46 from Uganda.

337 individuals were registered during the fifteenth week of 2012 [9th - 13th April 2012]; 40 from Burundi, 33 from Democratic Republic of Congo (DRC), 6 from Ethiopia, 27 from Somalia, 170 from South Sudan, 56 from Sudan, 1 from Tanzania, 2 from Rwanda and 2 from Uganda. As at 13 April 2012, the overall population in Kakuma Refugee Camp stood at 93,297.

The average family size registered during the reporting period stood at 3.1 individuals. Family size 1 households represented 50% of all newly registered households.

As at 13th April 2012, the total South Sudanese 'returnee' figure stands at 101 individuals; mainly from Jonglei, Equatoria and Bahr el Ghazal States.



NB: This report reflects registration trends. In addition to new arrivals reported here, the overall population in Kakuma also increases through new births, in-situ registration (of persons who arrived in a previous period but reported for registration later), family reunification, and various other data adjustments. Analysis and projections are based on actual persons registered in the UNHCR registration database (proGres)