

PMT Mogadishu Monthly Dashboard

Total Movements from Mogadishu

1,000

Leaving Mogadishu

500

To Areas Within Mogadishu

500

Total movements nationwide

9,000

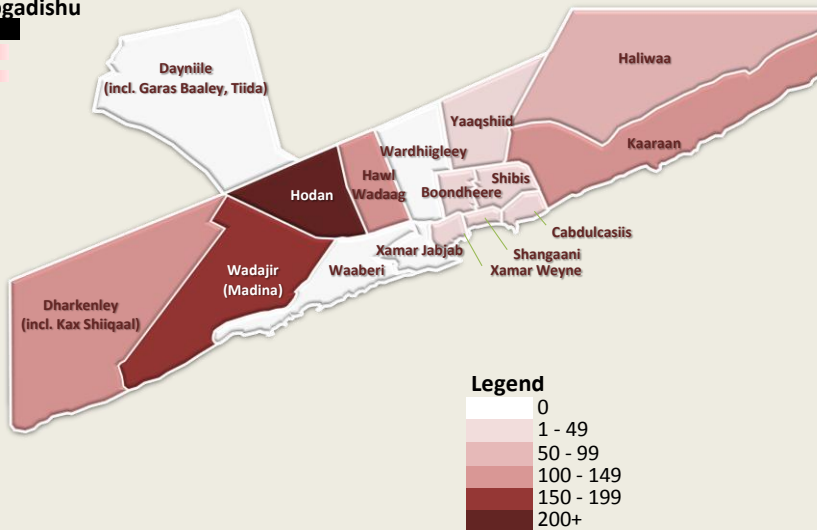
Total movements to Mogadishu

3,000

August, 2012

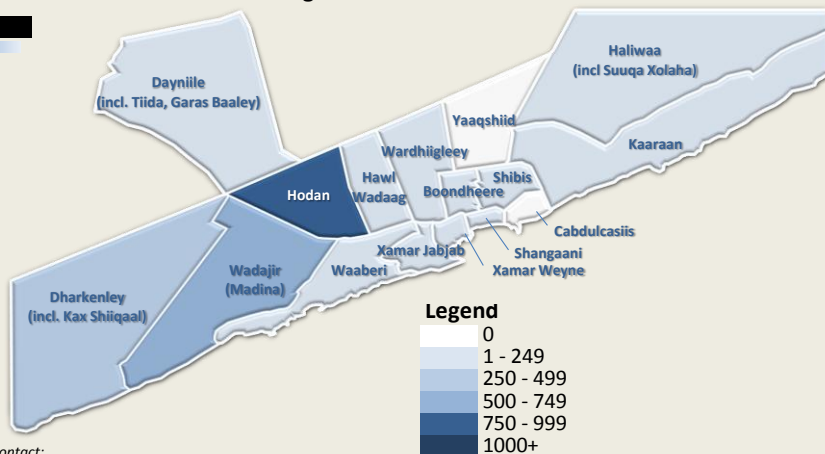
Movements within Mogadishu

District	Displacement
Hodan	200
Wadajir	200
Hawl Wadaag	100
Dharckenley	130
Kaaraan	130
Haliwaa	70
Shangaani	40
Xamar Weyne	30
Cabdulcasiiis	30
Boondheere	10
Yaaqshiid	12
Shibis	3

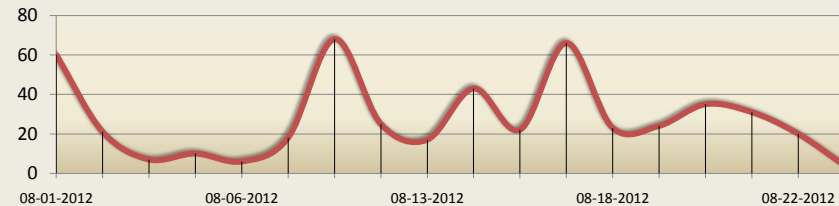


Areas receiving people from within and outside Mogadishu

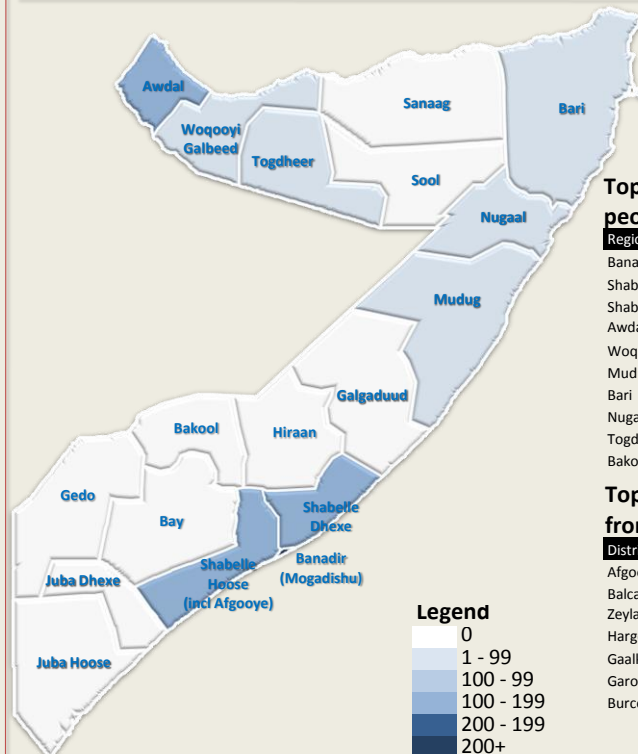
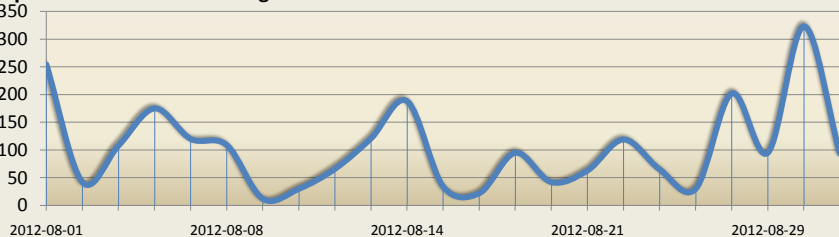
District	People
Hodan	1,000
Wadajir	700
Dharckenley	300
Xamar Jabjab	200
Waaberi	200
Boondheere	200
Dayniile	100
Kaaraan	110
Hawl Wadaag	90
Shibis	90
Haliwaa	60
Wardhiigley	40



Graph of movements from Mogadishu



Graph of movements to Mogadishu



Top regions receiving people from Mogadishu

Regions	People
Banadir	500
Shabelle Hoose	100
Shabelle Dhexe	140
Awdal	120
Woqooyi Galbeed	100
Mudug	10
Bari	10
Nugaal	10
Togdheer	0
Bakool	0

Top districts receiving people from Mogadishu

District	People
Afgooye	100
Balcad	140
Zeylac	120
Hargeysa	100
Gaalkacyo	10
Garoowe	10
Burco	0



For more information, contact:
 Andreas Needham - Public Information Officer - needham@unhcr.org
 Conor Flavin - Monitoring and Evaluation Officer, - flavin@unhcr.org

Data on movement is obtained from the IASC Somalia Population Movement Tracking system

PMT/PMN is funded by:

