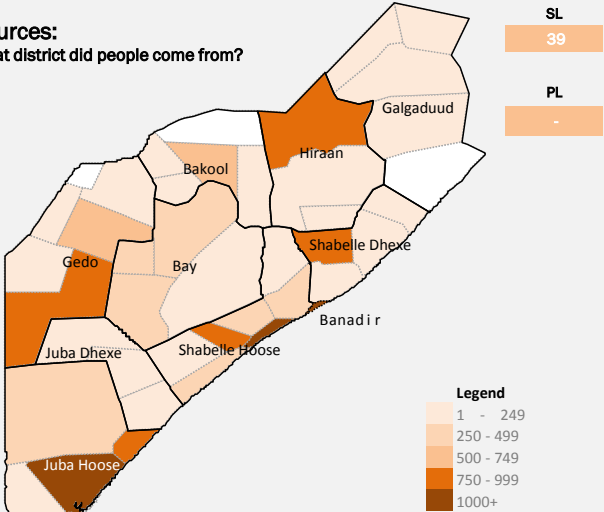


Total movement from South Central: * 34,000

Total movement within Somalia: 36,000

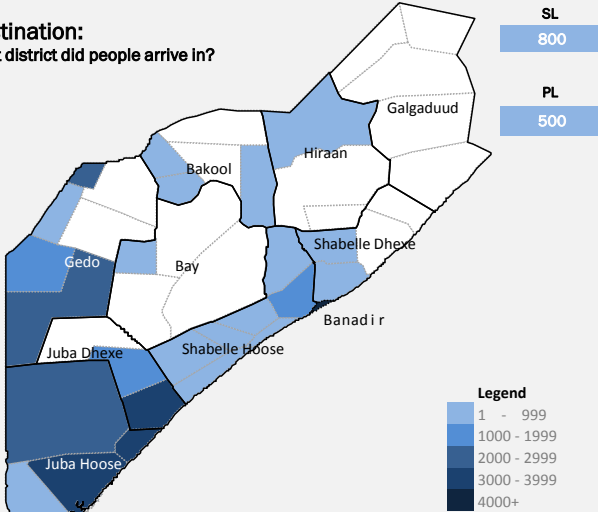
Sources:
What district did people come from?



Regions	People
Juba Hoose	17,000
Shabelle Hoose	3,900
Gedo	2,000
Banadir	1,500
Hiraan	1,100
Bay	1,100
Shabelle Dhexe	1,000
Bakool	830
Juba Dhexe	470
Galgaduud	110

Top 10 Districts	People
Kismaayo	16,000
Marka	1,900
Banadir	1,500
Baardheere	860
Belet Weyne	830
Jamaame	790
Jowhar	770
Kurtunwaarey	750
Xudur	660
Garbahaarey	660

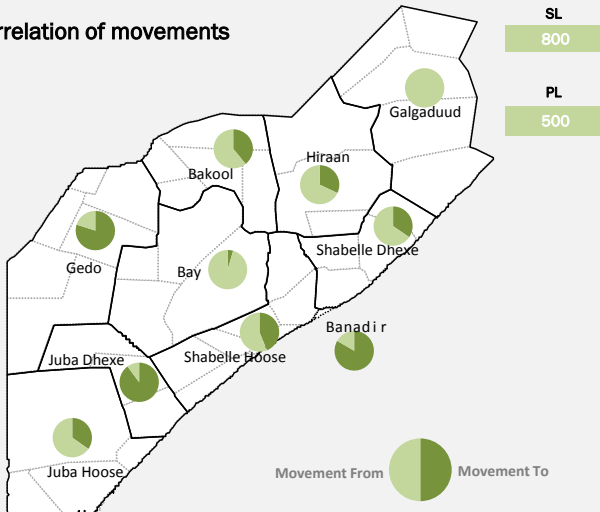
Destination:
What district did people arrive in?



Regions	People
Juba Hoose	9,200
Gedo	8,000
Banadir	7,500
Juba Dhexe	4,200
Shabelle Hoose	3,000
Shabelle Dhexe	550
Bakool	540
Hiraan	500
Bay	49
Galgaduud	-


Top 10 Districts	People
Banadir	7,500
Jamaame	3,300
Jilib	3,100
Kismaayo	3,000
Doolow	2,900
Baardheere	2,500
Afmadow	2,300
Ceel Waaq	1,800
Afgooye	1,100
Bu'aale	1,100

Correlation of movements



Between 1st Aug and 12th Oct 2012, displacements were mainly recorded in South Central with approximately 34,000 out of a total 36,000 displacements recorded in all three zones. 22,100 displaced people reported insecurity as the major cause of displacement in South Central (mainly in Juba Hoose as a result of the AMISOM/SNAF offensive) followed by, Cross border movement (4,600), Lack of livelihood (2,800), IDP temporary return (1,900). The movements originated mainly from Juba Hoose (17,000), Shabelle Hoose (3,900), Gedo (2,000) and Banadir (1,500) regions. The top three regions people moved to were, Juba Hoose (9,200), Gedo (8,000), Banadir (7,500) among other regions.

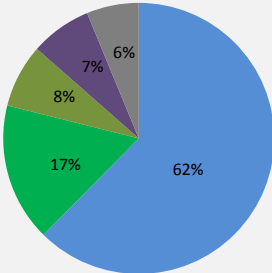
Top 5 Reasons for movement



	People
Insecurity	22,100
Cross Border Movement	4,600
Lack of livelihood	2,800
IDP Temporary Return	1,900
Forced Return	1,100

Priority Needs

- Food
- Livelihood support
- Transport
- Shelter
- Protection from conflict



01-Aug-12 By Week 12-Oct-12
This data has been collected through the Population Movement Tracking (PMT) system. PMT is designed to capture population movement trends, not cumulative population data. Due to the fluid nature of displacement in Somalia and in order to avoid capturing multiple displacements, UNHCR limits the reporting range to a period of three months - these figures should therefore not be added and used cumulatively.
* Please note figures have been rounded using a three tier method as follows. Figures below 100 were not rounded at all. Figures between 100 and 1,000 were rounded off to the nearest tenth, figures between 1,000 and 10,000 were rounded off to the nearest hundredth and all figures above 10,000 were rounded off to a thousandth. This rounding rule was applied to the final result after all computations were undertaken.