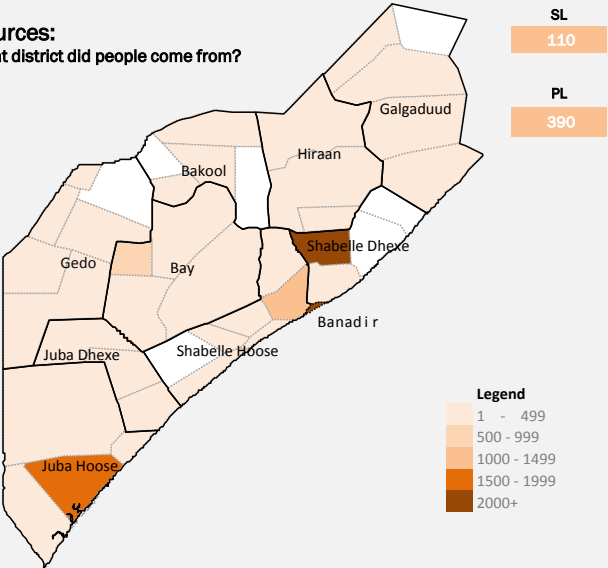


Total movement from South Central: \* 26,000

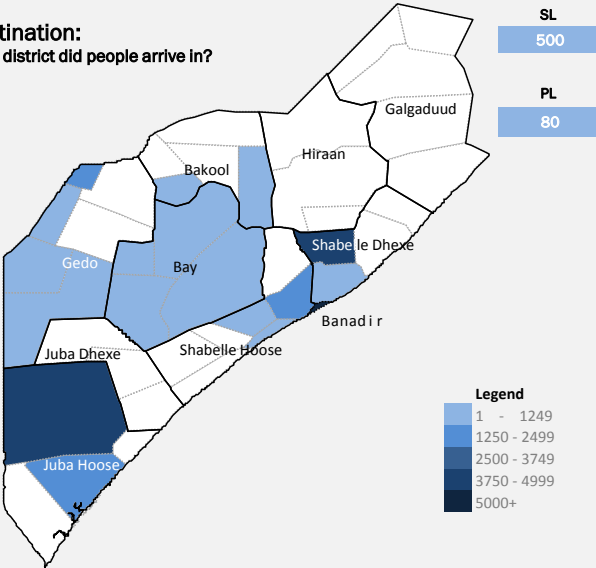
Total movement in Somalia: 28,000

Sources:  
What district did people come from?



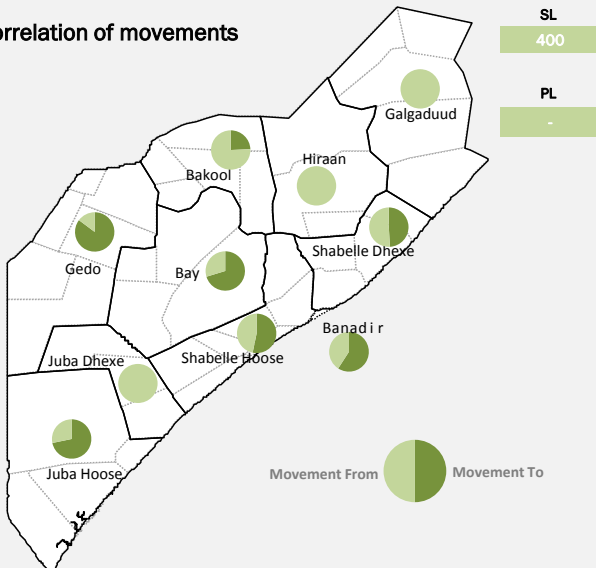
Regions	People	Top 10 Districts	People
Banadir	5,800	Banadir	5,800
Shabelle Dhexe	4,500	Jowhar	4,500
Juba Hoose	2,300	Kismaayo	1,800
Shabelle Hoose	1,700	Afgooye	1,300
Bay	950	Qansax Dheere	540
Gedo	640	Marka	260
Hiraan	270	Belet Xaawo	260
Juba Dhexe	210	Baardheere	250
Galgaduud	150	Afmadow	230
Bakool	110	Diinsoor	170

Destination:  
What district did people arrive in?




Regions	People	Top 10 Districts	People
Banadir	8,400	Banadir	8,400
Juba Hoose	5,700	Jowhar	4,200
Shabelle Dhexe	4,400	Afmadow	4,000
Gedo	3,700	Kismaayo	1,700
Bay	2,200	Doolow	1,600
Shabelle Hoose	2,000	Afgooye	1,600
Bakool	36	Baydhaba	1,000
Galgaduud	-	Qansax Dheere	940
Hiraan	-	Ceel Waq	790
Juba Dhexe	-	Baardheere	750

Correlation of movements



Between 01st Jul 2013 and 20th Sep 2013, displacements were mainly recorded in South Central with approximately 26,000 out of a total 28,000 displacements recorded in all three zones. 6,800 displaced people reported cross border movement, as the major cause of displacement in South Central followed by eviction (4,800), flood (4,700), forced return (3,100), insecurity (2,500). The movements originated mainly from Banadir (5,800), Shabelle Dhexe (4,500), Juba Hoose (2,300), Shabelle Hoose (1,700) and Bay (950) regions. The top three regions people moved to were, Banadir (8,400), Juba Hoose (5,700), Shabelle Dhexe (4,400) among other regions.

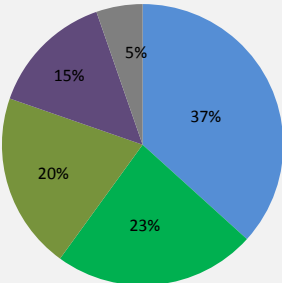
Top 5 Reasons for movement



	People
Cross border movement	6,800
Eviction	4,800
Flood	4,700
Forced Return	3,100
Insecurity	2,500

Priority Needs

- Shelter
- Food
- Transport
- Livelihood support
- Protection from conflict



01-Jul-13 By Week 20-Sep-13  
This data has been collected through the Population Movement Tracking (PMT) system. PMT is designed to capture population movement trends, not cumulative population data. Due to the fluid nature of displacement in Somalia and in order to avoid capturing multiple displacements, UNHCR limits the reporting range to a period of three months - these figures should therefore not be added and used cumulatively.  
\* Please note figures have been rounded using a three tier method as follows. Figures below 100 were not rounded at all. Figures between 100 and 1,000 were rounded off to the nearest tenth, figures between 1,000 and 10,000 were rounded off to the nearest hundredth and all figures above 10,000 were rounded off to a thousandth. This rounding rule was applied to the final result after all computations were undertaken.