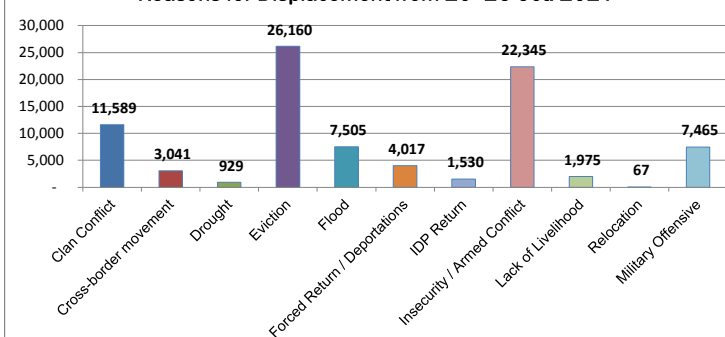
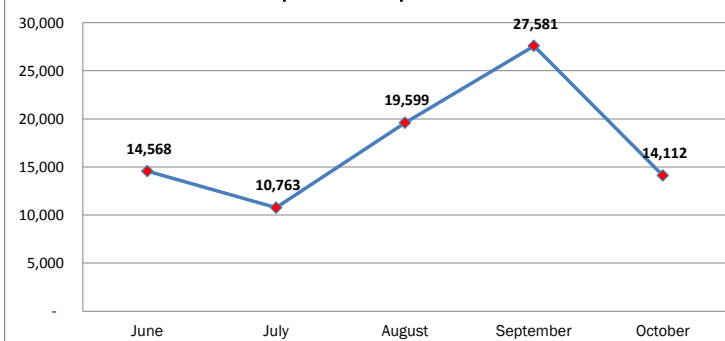
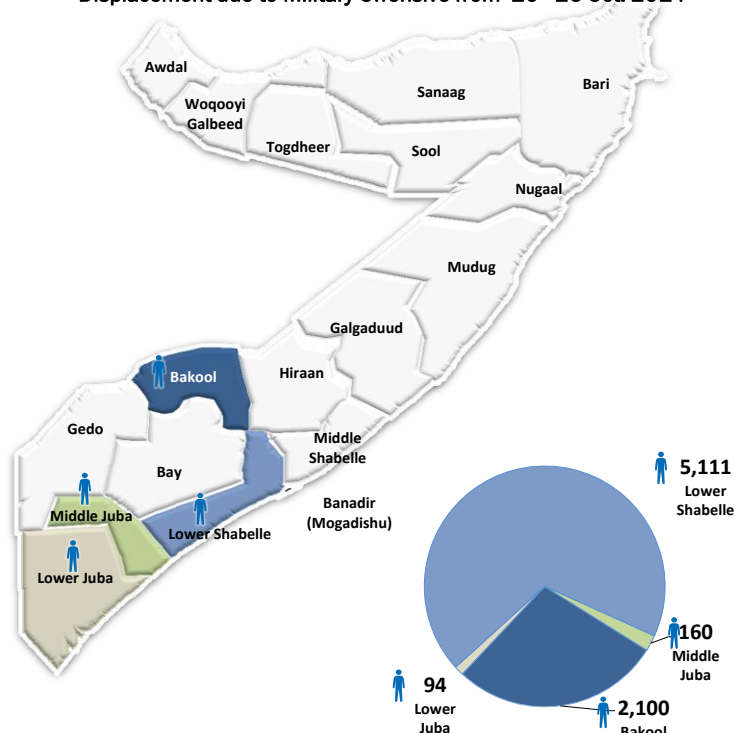
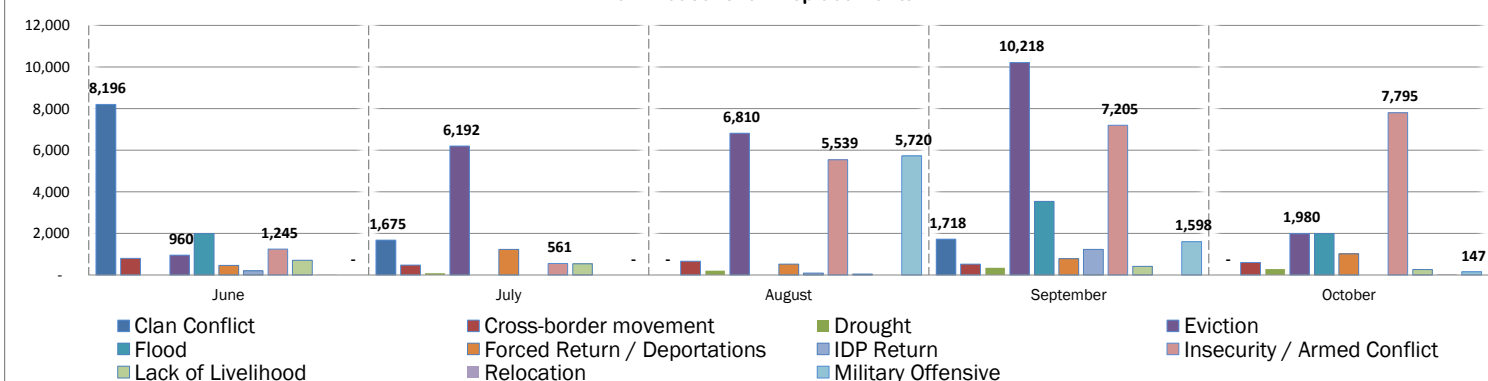


Reporting Period: 20 - 26 October 2014
#2
UNHCR Somalia
Displacements Summary from 20 - 26 Oct. 2014

Reason	June	July	August	September	October	Grand Total
Clan Conflict	8,196	1,675	-	1,718	-	11,589
Cross-border movement	795	477	657	519	593	3,041
Drought	-	92	211	344	282	929
Eviction	960	6,192	6,810	10,218	1,980	26,160
Flood	1,980	-	-	3,540	1,985	7,505
Forced Return / Deportations	455	1,226	526	790	1,020	4,017
IDP Return	200	-	94	1,236	-	1,530
Insecurity / Armed Conflict	1,245	561	5,539	7,205	7,795	22,345
Lack of Livelihood	712	540	42	413	268	1,975
Relocation	25	-	-	-	42	67
Military Offensive	-	-	5,720	1,598	147	7,465
Grand Total	14,568	10,763	19,599	27,581	14,112	86,623

Previous Weekly Report from 13 - 19 Oct. 2014

Reason	June	July	August	September	October	Grand Total
Clan Conflict	8,196	1,675	-	1,718	-	11,589
Cross-border movement	795	477	657	519	421	2,869
Drought	-	92	211	344	274	921
Eviction	960	6,192	6,810	10,218	1,980	26,160
Flood	1,980	-	-	3,540	120	5,640
Forced Return / Deportations	455	1,226	526	790	846	3,843
IDP Return	200	-	94	1,236	-	1,530
Insecurity / Armed Conflict	1,245	561	5,539	7,205	7,652	22,202
Lack of Livelihood	712	540	42	413	163	1,870
Relocation	25	-	-	-	25	50
Military Offensive	-	-	5,720	1,598	147	7,465
Grand Total	14,568	10,763	19,599	27,581	11,628	84,139

Reasons for Displacement from 20 -26 Oct. 2014

Displacements per Month

Displacement due to Military Offensive from 20 - 26 Oct. 2014

Main Reasons for Displacements

Sources: UNHCR

The figures used in this map will have to be further verified and reflected in the Population Movement Tracking (PMT) system.

For more information contact: Ernesto Diaz, Info. Mgmt. Officer, diaz@unhcr.org