

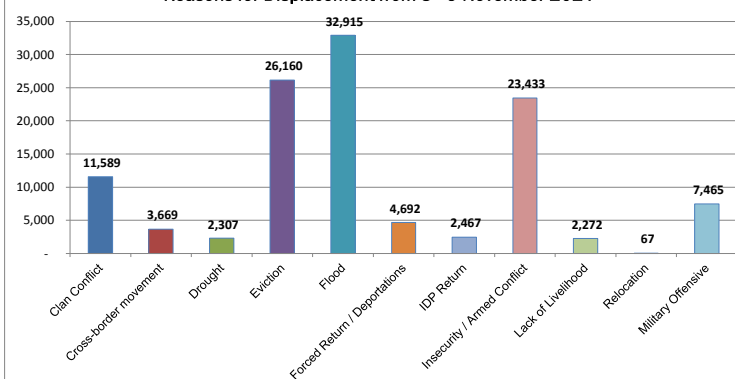
### Displacements Summary from 3 - 9 November 2014

Reason	Jun.	Jul.	Aug.	Sep.	Oct.	Nov.	Grand Total
Clan Conflict	8,196	1,675	-	1,718	-	-	11,589
Cross-border movement	795	477	657	519	770	451	3,669
Drought	-	92	211	344	1,180	480	2,307
Eviction	960	6,192	6,810	10,218	1,980	-	26,160
Flood	1,980	-	-	3,540	6,796	20,599	32,915
Forced Return / Deportations	455	1,226	526	790	1,428	267	4,692
IDP Return	200	-	94	1,236	895	42	2,467
Insecurity / Armed Conflict	1,245	561	5,539	7,205	8,364	519	23,433
Lack of Livelihood	712	540	42	413	509	56	2,272
Relocation	25	-	-	-	42	-	67
Military Offensive	-	-	5,720	1,598	147	-	7,465
<b>Grand Total</b>	<b>14,568</b>	<b>10,763</b>	<b>19,599</b>	<b>27,581</b>	<b>22,111</b>	<b>22,414</b>	<b>117,036</b>

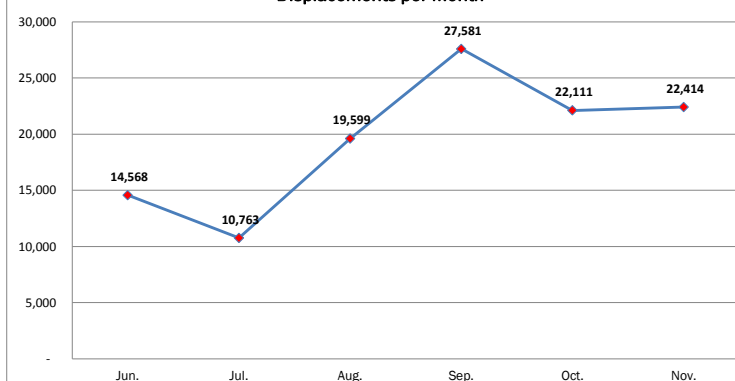
### Previous Weekly Report from 27 Oct. - 2 Nov. 2014

Reason	Jun.	Jul.	Aug.	Sep.	Oct.	Nov.	Grand Total
Clan Conflict	8,196	1,675	-	1,718	-	-	11,589
Cross-border movement	795	477	657	519	770	68	3,286
Drought	-	92	211	344	1,180	-	1,827
Eviction	960	6,192	6,810	10,218	1,980	-	26,160
Flood	1,980	-	-	3,540	6,796	-	12,316
Forced Return / Deportations	455	1,226	526	790	1,428	-	4,425
IDP Return	200	-	94	1,236	895	-	2,425
Insecurity / Armed Conflict	1,245	561	5,539	7,205	8,364	7	22,921
Lack of Livelihood	712	540	42	413	509	3	2,219
Relocation	25	-	-	-	42	-	67
Military Offensive	-	-	5,720	1,598	147	-	7,465
<b>Grand Total</b>	<b>14,568</b>	<b>10,763</b>	<b>19,599</b>	<b>27,581</b>	<b>22,111</b>	<b>78</b>	<b>94,700</b>

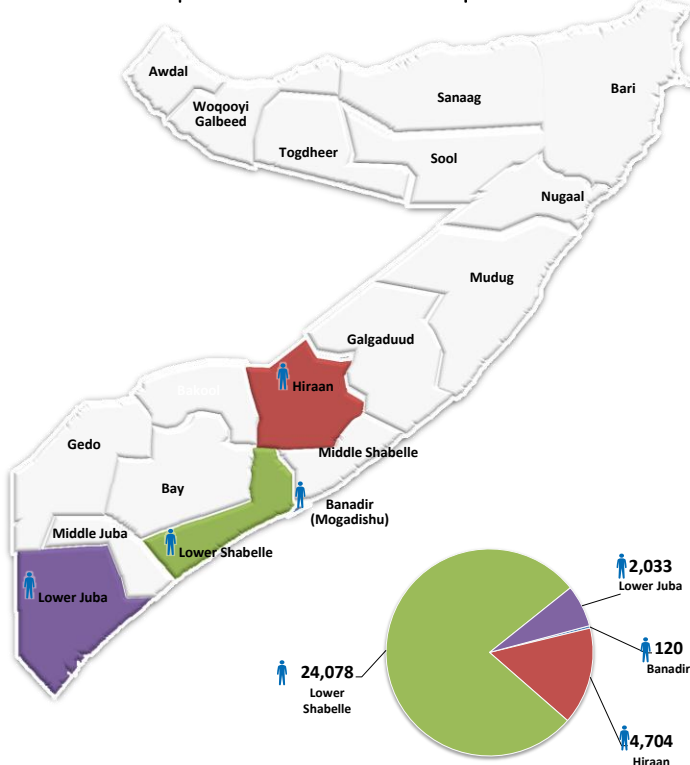
### Reasons for Displacement from 3 - 9 November 2014



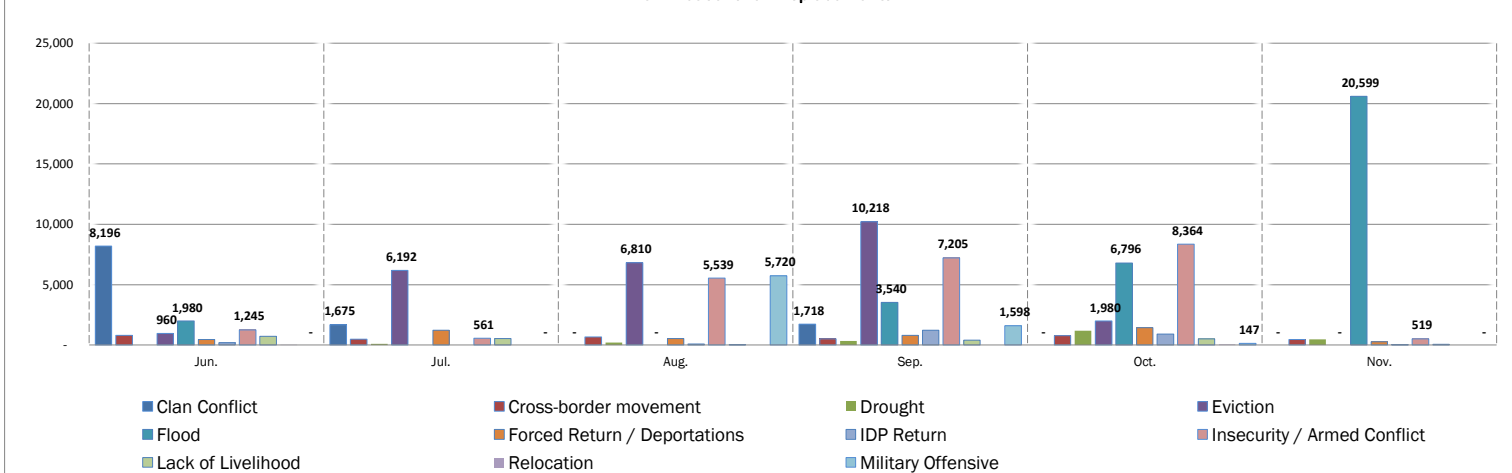
### Displacements per Month



### Displacement due to Floods from 1 Sep. - 9 Nov. 2014



### Main Reasons for Displacements



Sources: UNHCR

The figures used in this map will have to be further verified and reflected in the Population Movement Tracking (PMT) system.

For more information contact: Ernesto Diaz, Info. Mgmt. Officer, [diaz@unhcr.org](mailto:diaz@unhcr.org)